

North Penn
School District

Dream Big.
Achieve Greatness.



2021-2022 BUDGET

July 1, 2021 – June 30, 2022

North Penn School District
401 East Hancock Street
Lansdale, Pennsylvania 19446
www.npenn.org



THIS PAGE INTENTIONALLY LEFT BLANK

Table of Contents

- Executive Summary Section..... 4**
- 2021-2022 Budget Executive Summary..... 10**
- Organizational Section 10**
- Budget Presentation10
- Mission Statement11
- Vision Statement.....11
- Core Values.....11
- Goals.....12
- Budget Process and Timeline.....12
- District Facilities and Capital Improvements.....14
- Educational Community.....14
- Financial Section 14**
- Budget Summary for All Funds14
- General Fund Overview16
- Capital Projects Fund Overview.....22
- School Nutrition Fund Overview23
- Extended School Care Fund Overview.....23
- Community Education Fund Overview.....23
- Internal Service Fund Overview.....24
- Informational Section..... 27**
- Student Enrollment27
- Personnel Resources27
- Change in Debt28
- Countywide Benchmarking Data29
- Acknowledgements.....31
- Organizational Section..... 32**
- Legal Autonomy and Fiscal Independence 34
- Level of Education Provided 34
- Geographic Area Served 34
- District Facilities..... 37
- Governance Structure 37
- Organizational Chart 38
- Mission Statement 39
- Vision Statement..... 39
- Core Values..... 39
- Goals..... 40
- Significant Laws Affecting Budget and Fiscal Administration 40
- Budget Development 41
- COVID-19 Budget Impact42
- Financial Reporting and Accounting Structure 44
- Fund Financial Statements.....44

Revenue Sources	46
Expenditure Functions	51
Expenditure Objects	55
Financial Section.....	57
Summary of All Funds	59
General Fund	61
General Fund Revenue	62
General Fund Expenditures.....	65
Capital Project Funds.....	74
School Nutrition Fund	86
Extended School Care Fund	88
Community Education Fund	89
Aquatics Program	90
Swim Team Program	91
Water Polo Program.....	92
Internal Service Fund	93
General Obligation Bonds and Notes.....	95
Post-Employment Benefits Other than Pensions (OPEB).....	97
Fund Balance Designations.....	98
Informational Section	99
Current Real Estate Tax	101
Homestead/Farmstead Reduction.....	103
Ten Largest Real Estate Taxpayer	105
Enrollment Projections.....	107
Personnel Distribution Reports	109
General Obligation Bonds and Notes.....	110
School Nutrition and Performance Measurement Data	112
Future Ready PA Index	114
North Penn School District Announces Collaboration with Notiontheory and Unity to Launch North America's First Spatial Computing Program for High School Students.....	133
Five Propane-Fueled School Busses to Join North Penn's Fleet thanks to Competitive State Grant	135
NPSD School Nutrition Services Dept. Awarded \$85K Grant to Enhance Curbside Meal Pick-Up Program	136



ASSOCIATION OF
SCHOOL BUSINESS OFFICIALS
INTERNATIONAL

This Meritorious Budget Award is presented to

NORTH PENN SCHOOL DISTRICT

for excellence in the preparation and issuance of its budget
for the Fiscal Year 2020–2021.

The budget adheres to the principles and standards
of ASBO International's Meritorious Budget Award criteria.



A handwritten signature in black ink, reading 'W. Edward Chabal', written over a horizontal line.

W. Edward Chabal
President

A handwritten signature in black ink, reading 'David J. Lewis', written over a horizontal line.

David J. Lewis
Executive Director

Executive Summary

North Penn School District

2021-2022 Budget



North Penn School District
Lansdale, Pennsylvania
www.npenn.org
Dr. Curtis Dietrich, Superintendent

THIS PAGE INTENTIONALLY LEFT BLANK

Board of School Directors

Martina (Tina) Stoll –
President



Christian Fusco – Vice-
President



Dr. Elisha Gee



Jonathan Kassa



Dr. Wanda Lewis-Campbell



Timothy MacBain



Juliane Ramíc



Al Roesch



Cathy Wesley



Non-Voting Members

Stephen Skrocki, Secretary (not pictured)

Kristin Johnson, Treasurer (not pictured)

Board of Directors Committee Assignments

Facilities and Operations Committee

Jonathan Kassa - Chair
Cathy Wesley – Vice Chair
Juliane Ramić
Martina (Tina) Stoll

North Montco TCC-JOC

Dr. Wanda Lewis-Campbell
Timothy MacBain
Al Roesch

Personnel

Christian Fusco
Dr. Elisha Gee
Jonathan Kassa
Martina (Tina) Stoll

North Penn School District Educational Foundation

Juliane Ramić

Finance

Committee of the Whole
Christian Fusco – Chair
Al Roesch – Vice Chair

Montgomery County Intermediate Unit

Juliane Ramić

Education /Curriculum/Instruction Committee

Dr. Elisha Gee - Chair
Christian Fusco
Dr. Wanda Lewis-Campbell
Tim MacBain

Policy Committee

Christian Fusco - Chair
Al Roesch
Martian (Tina) Stoll

Safe Schools Committee

Jonathan Kassa - Chair
Dr. Wanda Lewis-Campbell
Cathy Wesley

Consultants and Advisors

Independent Auditors

Zelenkofske Axelrod LLC
2370 York Road, Suite A-5
Jamison, PA 18929

Legal Counsel – Labor

Sweet, Stevens, Katz & Williams LLP
331 E Butler Avenue
New Britain, PA 18901

Main Depository

Univest
14 North Main Street
Souderton, PA 18964

Financial Advisor

Public Financial Management
One Keystone Plaza, Suite 300
North Front & Market Streets
Harrisburg, PA 17101

Legal Counsel – Assessment Appeals/Construction

Rudolph Clark LLC
Neshaminy Interplex – Suite 200
Trevose, PA 19053

Legal Counsel – General

Wisler Pearlstine, LLP
460 Norristown Road – Suite 110
Blue Bell, PA 19422-2323

Central Office Administration

Dr. Curtis Dietrich.....Superintendent of Schools
Dr. Todd Bauer Assistant Superintendent
Dr. D’Ana Waters Assistant Superintendent
Stephen Skrocki.....Chief Financial Officer
Dr. Pamula Hart..... Director of Curriculum and Equity
Dr. Michael McKenna..... Director of Elementary Education
Thomas Schneider..... Director of Facilities & Operations
Dr. Mia Kim Director of Human Resources
Christine Liberaski.....Director of School/Community Engagement
Megan McGee Director of Special Education
Dr. Kristen Landis Director of Technology



Buildings and Administrators

Bridle Path Elementary School
200 Bridle Path
Lansdale, PA 19446
Principal: Heather Mann

Gwyn Nor Elementary School
139 Hancock Road
North Wales, PA 19454
Principal: Matthew Edwards

Gwynedd Square Elementary School
1641 Supplee Road
Lansdale, PA 19446
Principal: Jason Bashaw

Hatfield Elementary School
1701 Fairgrounds Road
Hatfield, PA 19440
Principal: Wesley Heinel

Inglewood Elementary School
1313 Allentown Road
Lansdale, PA 19446
Principal: Tonya Swavely

Knapp Elementary School
698 Knapp Road
Lansdale, PA 19446
Principal: Stefan Muller

Kulp Elementary School
801 Cowpath Road
Hatfield, PA 19440
Principal: Christina Carter

Montgomery Elementary School
1221 Stump Road
North Wales, PA 19454
Principal: Thomas Seidenberger

Nash Elementary School
1560 Liberty Bell Drive
Harleysville, PA 19438
Principal: Dr. William Bowen

North Wales Elementary School
201 Summit Street
North Wales, PA 19454
Principal: Joseph Covone

Oak Park Elementary School
500 Squirrel Lane
Lansdale, PA 19446
Principal: Jonathan Winkle

Walton Farm Elementary School
1610 Allentown Road
Lansdale, PA 19446
Principal: Jeffrey Macosko

York Avenue Elementary School
700 York Avenue
Lansdale, PA 19446
Principal: Dipa Richardson

Pennbrook Middle School
1201 North Wales Road
North Wales, PA 19454
Principal: Dr. Tomorrow Jenkins

Penndale Middle School
400 Penn Street
Lansdale, PA 19446
Principal: Kyle Hassler

Pennfield Middle School
726 Forty Foot Road
Hatfield, PA 19440
Principal: Dr. Sean O'Sullivan

North Penn High School
1340 Valley Forge Road
Lansdale, PA 19446
Principal: Peter Nicholson

Northbridge School
2374 North Penn Road
Hatfield, PA 19440
Principal: James Galante



North Penn School District

401 East Hancock Street, Lansdale, PA 19446-3960

Dr. Curtis Dietrich, Superintendent

Telephone: 215-368-0400

www.npenn.org

November 30, 2021

Board of School Directors
North Penn School District
401 East Hancock Street
Lansdale, PA 19446

Dear School Directors:

The 2021-2022 fiscal year budget for the North Penn School District is presented herein. The Superintendent, Chief Financial Officer, and the Assistant Director of Business Administration assume responsibility for data accuracy and completeness. This budget presents the District's financial and operational plan along with all necessary disclosures.

2021-2022 Budget Executive Summary Organizational Section

Budget Presentation

The North Penn School District strategically budgets an annual spending plan in order to provide the best possible educational program for all students while prudently managing and allocating the District's resources. The development and consideration of the 2021-2022 Governmental, Enterprise, and Internal Service Fund budgets were completed with a detailed and thorough review of all revenue and expenditure line items while maintaining the integrity of the District's mission statement, goals, and fiscal policies. Budget information on each individual fund is provided in this document.

This budget presentation was prepared using the Association of School Business Officials International's (ASBO) Meritorious Budget Award (MBA) criteria and framework. The MBA is the highest form of recognition in school business budgeting and the administration is committed to presenting a high-quality budget document to you and to the community. This document will be submitted to ASBO

in accordance with the approved timeline for their consideration of the award. The administration is proud to create and distribute this budget to the Board of School Directors and to the North Penn community.

Mission Statement

The North Penn School District is an effective, innovative, student-centered community of teaching and learning where every student is empowered to:

- become an independent, adaptable, life-long learner who uses knowledge to create new understandings;
- exhibit creative, collaborative, and critical thinking;
- achieve at his or her highest potential;
- live as a positive, responsible, and contributing citizen of the global society; and
- develop a respect for diversity and appreciation of human differences.

Vision Statement

The North Penn School District seeks to develop students who embody its universal values of achievement, kindness, collaboration, respect, responsibility, resilience, and integrity. Through an education that grows students both academically and emotionally, equitable opportunities, and a respect for human differences, North Penn will develop individuals who contribute meaningfully to their local and global communities.

Core Values

Visionary Leadership: Contributing to the development of a quality organization by building the relationships necessary to create the conditions that:

- foster a high level of employee, student and community engagement;
- provide opportunities for employee decision-making;
- include a high level of visibility; and
- are characterized by leadership coaching.

High Expectations for Learning: Cultivate an environment where every student is challenged to reach his or her highest potential, receives equitable access to learning, and where families, community members, and staff demonstrate the confidence to meet the needs of every child by using strategies that ensure high levels of achievement and address student differences.

People-Centered: Empowers and equips students, staff, and community members to better serve, providing them with a healthful environment in which they continuously learn and embrace change, and

solicit feedback to effectively understand and address the needs and concerns of students, staff, and the community.

Continuous Improvement: Embraces ongoing efforts to improve services and outcomes resulting in positive change based upon feedback, and program assessment.

Partnerships and Teamwork: Leverages the collective experience and expertise of all members of the school community including students, parents, staff, and citizens to deliver the best for our students.

Strength in Diversity: Recognizes the power in respecting, understanding, and celebrating human differences to build community, inspire ideas, develop shared experiences, and enrich the organization.

Goals

The 2019-2022 Comprehensive Plan Goals and Strategies outlined the following six goals, which drive decisions for the North Penn School District:

- Improve student achievement, both growth and mastery, by implementing evidence-based instructional practices that address student needs identified for core instruction, enrichment, and intervention.
- Develop district practices supporting an inclusive, culturally responsive environment that guarantees equity and access to all students and their families.
- Improve the district infrastructure and security measures to provide a safe, orderly, and up to date learning environment.
- Continue to implement organizational efficiencies designed to improve service to the students and community while maintaining fiscal responsibility.
- Develop a continuum of services to support the social, emotional, and behavioral needs of students.
- Provide students with career exploration and training opportunities that prepare them to be college, career, and work-ready.

The District's Finance Committee's budget goal is to develop an operating budget, including future year projections within the legal limits established by Pennsylvania Law and the State Act 1 Index. The budget was prepared with careful consideration of the educational needs of students and the ability of the community to support those needs

Budget Process and Timeline

The administration and Board of School Directors are committed to providing each child in the District with the best possible educational opportunity while maximizing the use of available resources.

This consideration goes into the budget process each year as both parties attempt to balance these needs with the available local, state, and federal resources.

Normally the annual budget process begins in September so that a Preliminary Budget can be presented and adopted in January/February. The Base Act 1 index is published by the Pennsylvania Department of Education (PDE) and is the state mandated limit for real estate tax increases (3.0% for 2021-2022) unless exceptions are utilized or voter approval is given to raise taxes above the index. If the Board of Directors adopts a resolution that it will not need to raise taxes above the state mandated limit, it can forgo the adoption of the preliminary budget.

The Administration develops a timeline that works backwards from the final budget adoption date in June to the previous September. The following timeline by month summarizes the North Penn School District’s budget process:

Month	Key Processes and Deadlines
September	<ul style="list-style-type: none"> Act 1 Index and timeline published by PDE
November	<ul style="list-style-type: none"> Building per pupil allocations are distributed District enrollment projections are calculated Adoption of board resolution not to raise taxes above the Act 1 index Final budget timeline is created
December	<ul style="list-style-type: none"> Deadline to notify residents of homestead/farmstead exclusion Building and department budget requests are due to the business office
January	<ul style="list-style-type: none"> Deadline to opt out of Act 1 exceptions Budget meetings are held with administrators
February	<ul style="list-style-type: none"> Deadline to adopt preliminary budget unless resolution not to exceed Act 1 index adopted Deadline for referendum exception request to PDE Deadline to submit primary election referendum question seeking voter approval of tax increase in excess of the Act 1 index
March	<ul style="list-style-type: none"> Homestead/farmstead application deadline Deadline for PDE ruling on referendum exception request
May	<ul style="list-style-type: none"> County provides certified homestead/farmstead information PDE provides property tax relief allocation information Board adoption of the proposed final budget Public notice of intent to adopt final budget Budget presented for public inspection
June	<ul style="list-style-type: none"> Board adoption of the final budget

For the 2021-2022 Budget, the District adopted a resolution to not exceed the Act 1 tax limitations on December 17, 2020 and the proposed final budget on May 11, 2021. The final budget was adopted by the board of directors at the June 17, 2021 board action meeting. The district elected to

pass a resolution to not exceed the Act 1 Index, which is a major change from the 2019-2020 budget process.

District Facilities and Capital Improvements

The District is continuing to make renovations at Knapp Elementary School. The Crawford Stadium renovation was substantially completed heading into the 2021-2022 budget year.

Educational Community

The North Penn School District is a large suburban district of approximately 12,700 students located in southeastern Pennsylvania. The district encompasses 42.73 square miles, including the municipalities of Upper Gwynedd, North Wales, Hatfield Borough, Hatfield Township, Lansdale, Line Lexington, Towamencin Township, and Montgomeryville. The 2020 census identifies the total population of the district as 103,963. The district celebrates its increasing diversity, with approximately 42.35% non-white. Overall, the district has 6.35% of its students qualifying for English Language Learner (ELL) services, with individual schools ranging as high as 26.04% ELL. Similarly, the number of economically disadvantaged students resulted in 34.02% of NPSD students qualifying for free or reduced lunch in 2020-21, with individual schools ranging as high as 62.08% qualifying. NPSD is fortunate to collaborate with many businesses and community organizations to provide additional supports and services for students.

Financial Section

Budget Summary for All Funds

The following is a summary of the 2021-2022 Budgets for each of the District's funds. Budgeted revenues include resources from local, state, and federal sources and expenditures represent those resources allocated towards supporting the District's programs and services. Enterprise Funds consist of the School Nutrition Services Fund, Extended School Care Fund and Community Education Fund. For the 2021-2022 budget year, the School Nutrition Services Fund does not charge fees for services. The Extended School Care Fund and Community Education Fund do charge fees for services. The Internal Service Fund is used to account for self-insurance expenditures paid for at actual cost by the District.

North Penn School District
2021-2022 Budget

Summary of All Funds

Fund	2020-2021 Budget	2021-2022 Budget	Budget Change FY 2021 to FY 2022	Percent Change FY 2021 to FY 2022
General Fund				
Beginning Fund Balance	\$ 37,888,161	\$ 31,482,911	\$ (6,405,250)	-16.91%
Revenues	271,716,870	285,852,198	14,135,328	5.20%
Expenditures	276,388,703	286,653,193	10,264,490	3.71%
Other Financing Sources/(Uses)	(1,733,417)	(4,987,953)	(3,254,536)	187.75%
Net Change in Fund Balance*	(6,405,250)	(5,788,948)	616,302	-9.62%
Ending Fund Balance	\$ 31,482,911	\$ 25,693,963	(5,788,948)	-18.39%
Capital Projects Fund				
Beginning Fund Balance	\$ 31,088,794	\$ 23,246,089	\$ (7,842,705)	-25.23%
Revenues	125,000	80,000	(45,000)	-36.00%
Expenditures	9,967,705	11,783,581	1,815,876	18.22%
Other Financing Sources/(Uses)	2,000,000	4,987,953	2,987,953	149.40%
Net Change in Fund Balance	(7,842,705)	(6,715,628)	1,127,077	-14.37%
Ending Fund Balance	\$ 23,246,089	\$ 16,530,461	(6,715,628)	-28.89%
Enterprise Funds				
Beginning Fund Balance	\$ 1,048,327	\$ 1,060,935	\$ 12,608	1.20%
Revenues	8,583,277	8,281,034	(302,243)	-3.52%
Expenditures	8,520,669	8,260,710	(259,959)	-3.05%
Other Financing Sources/(Uses)	(50,000)	-	50,000	-100.00%
Net Change in Fund Balance	12,608	20,324	7,716	61.20%
Ending Fund Balance	\$ 1,060,935	\$ 1,081,259	20,324	1.92%
Internal Service Fund				
Beginning Fund Balance	\$ 21,450,408	\$ 21,522,908	\$ 72,500	0.34%
Revenues	31,456,843	31,404,932	(51,911)	-0.17%
Expenditures	31,384,343	31,393,932	9,589	0.03%
Other Financing Sources/(Uses)	-	-	-	0.00%
Net Change in Fund Balance	72,500	11,000	(61,500)	-84.83%
Ending Fund Balance	\$ 21,522,908	\$ 21,533,908	11,000	0.05%
Total All Funds				
Beginning Fund Balance	\$ 91,475,690	\$ 77,312,843	\$ (14,162,847)	-15.48%
Revenues	311,881,990	325,618,164	13,736,174	4.40%
Expenditures	326,261,420	338,091,416	11,829,996	3.63%
Other Financing Sources/(Uses)	216,583	-	(216,583)	-100.00%
Net Change in Fund Balance	(14,162,847)	(12,473,252)	1,689,595	-11.93%
Ending Fund Balance	\$ 77,312,843	\$ 64,839,591	(12,473,252)	-16.13%

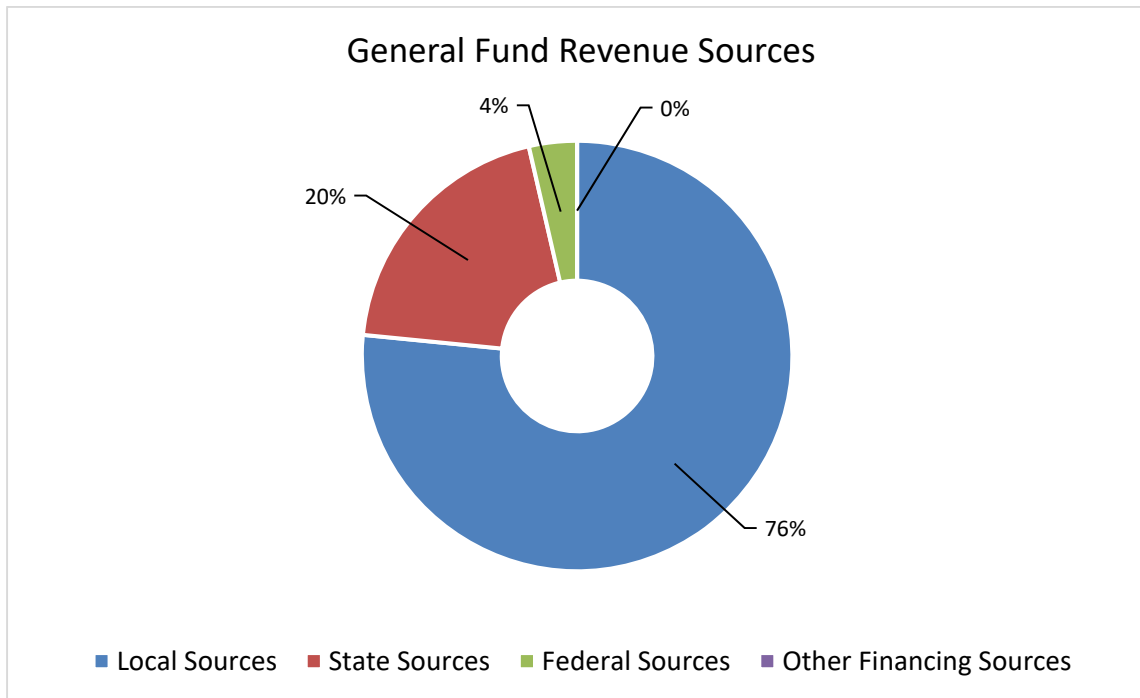
*NOTE: 2020-2021 General Fund results showed an actual surplus of \$4,348,661. An additional \$3,500,000 was board approved to be transferred to the Capital Projects Fund (Capital Reserve Fund).

North Penn School District
2021-2022 Budget

General Fund Overview

Revenues

The General Fund of the District is funded from local, state, and federal sources of revenue. Local revenue is the largest source of revenue which accounts for 76% of the \$218,876,813 in total budgeted revenue for the 2021-2022 fiscal year. The remaining 24% of revenue budgeted is comprised of state subsidies and grants (20%) as well as federal grant money (4%) and a minimal amount of other financing sources.

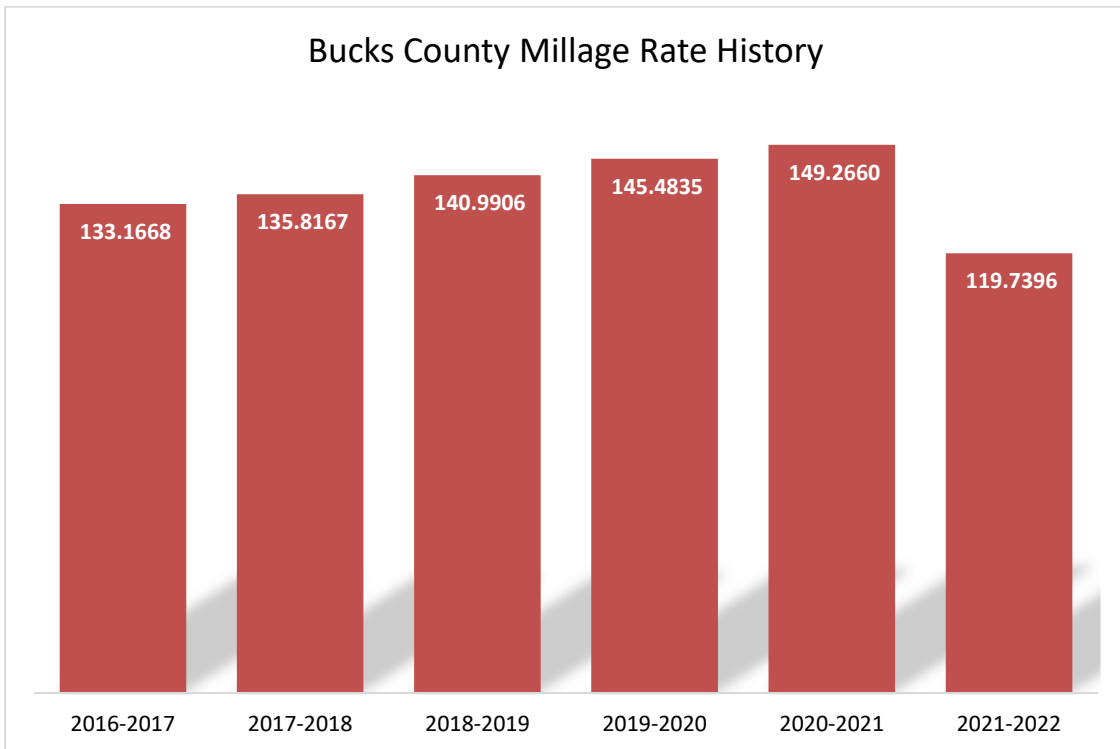
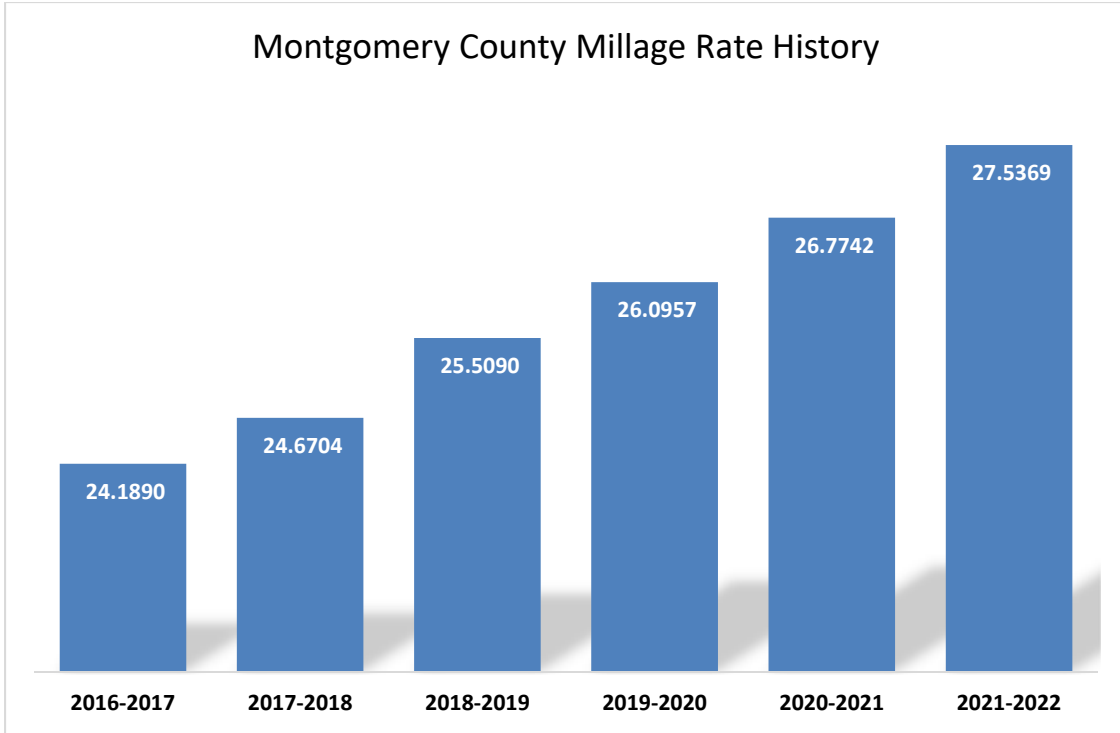


Local Sources

The largest portion of local revenue is made up of current taxes on real estate. Local current real estate tax revenue is budgeted to be \$190,286,500 which is 87% of local revenue sources budgeted and 70% of total revenue sources budgeted. Current real estate tax revenue budgeted is \$6,102,436 higher than budgeted in the previous year. The North Penn School District lies in Montgomery and Bucks Counties so there are two real estate tax bases that make up current real estate tax revenue. The assessed property values for Bucks County is \$2,853,106 and Montgomery County is \$7,314,708,007 for the 2021-2022 school year.

The 2021-2022 real estate tax rate required to fund the District's programs and services for Bucks County is 119.7396 mills and 27.5369 mills for Montgomery County. The following two charts show the millage rate history for both counties since the 2016-2017 school year.

North Penn School District
2021-2022 Budget



* The proportionate share of assessed value between Bucks and Montgomery results in a lower rebalanced millage rate for Bucks County residents.

North Penn School District
2021-2022 Budget

IMPACT OF TAX INCREASES ON AVERAGE PROPERTY OWNER

	Assessment	2017-2018 Tax	2018-2019 Tax	2019-2020 Tax	2020-2021 Tax	2021-2022 Tax
Montgomery County	155,990	3,848.34	3,979.15	4,070.67	4,176.51	4,295.48
Bucks County	23,243	3,156.79	3,277.04	3,381.47	3,469.39	2,783.11

Montgomery County Millage Rate	24.6704	25.5090	26.0957	26.7742	27.5369
Bucks County Millage Rate	135.8167	140.9906	145.4835	149.2660	119.7396

The second largest source of local revenue is from proportional tax assessments including earned income taxes (EIT) and real estate transfer taxes. Both of these taxes are collected at a rate of 50% of the total tax levy. The remaining 50% is received by the local municipality. The District anticipates collecting \$18.6 million in EIT revenue and \$3.6 million in real estate transfer taxes. Other local sources of revenue include interim and delinquent payments on real estate taxes, earnings on investments, revenues from district activities, and other various sources.

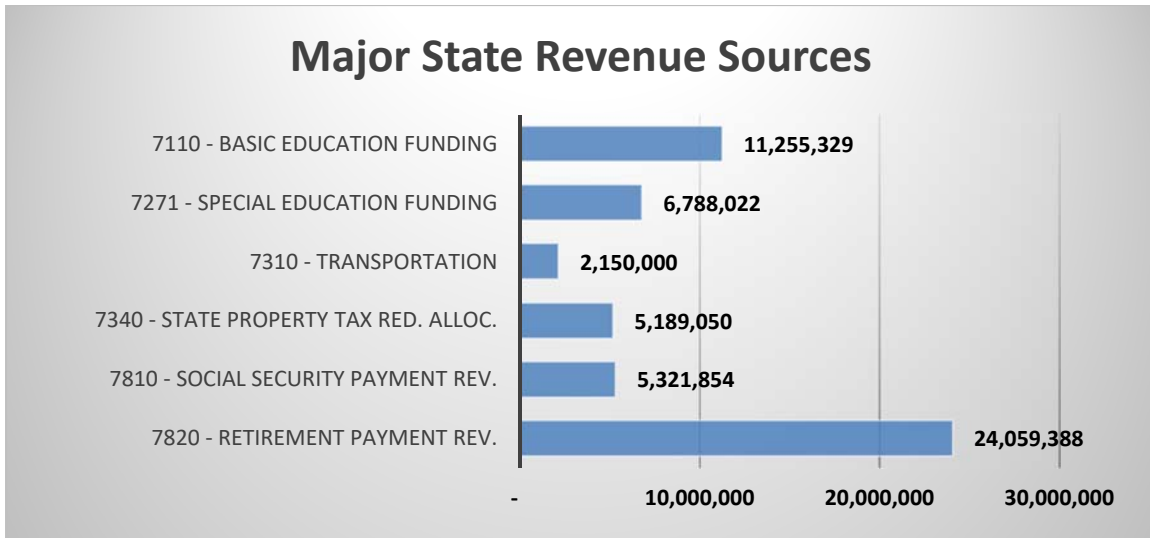
OTHER LOCAL REVENUE SOURCES

Revenue Sources	Actual 2017-2018	Actual 2018-2019	Actual 2019-2020	Budget 2020-2021	Budget 2021-2022
Interim Taxes	\$ 624,327	\$ 633,444	\$ 1,730,660	\$ 800,000	\$ 750,000
Earned Income Tax (EIT)	16,752,716	17,302,418	17,515,991	17,331,000	18,600,000
Real Estate Transfer Tax	3,749,991	3,411,751	2,995,545	3,400,000	3,600,000
Delinquent Real Estate Tax	2,126,302	2,071,949	1,516,873	2,000,000	1,800,000
Total	\$23,253,336	\$23,419,562	\$23,759,069	\$23,531,000	\$24,750,000

State Sources

State sources comprise 20% of the total budget at \$56,669,088 which is an increase of \$1,783,612 from the 2020-2021 fiscal year. State sources include subsidies from basic education, special education, transportation, and rental (or building reimbursement) payments. The chart below shows the budgeted subsidy payments for 2021-2022.

North Penn School District
2021-2022 Budget



The largest line item in state sources comes from the state's share of retirement contributions. The state reimburses the District for half of its Pennsylvania School Employee's Retirement System (PSERS) retirement costs. For 2021-2022, the rate that the District pays into PSERS is 34.94% for qualifying earnings and in return the state reimburses half of this expense. This amount is \$24,059,388 which is a \$1,342,276 (5.91%) increase from the previous year. This increase is attributed to an increase in salaries, as well as an increase in the contribution rate from 34.51% to 34.94%, and an addition of temporary virtual teachers. The state also reimburses districts for one half of their Social Security and Medicare taxes which in 2021-2022 equates to \$5,321,854.

The District also receives money from the state to offset property taxes from Act 1 of 2006. These funds are collected by the state through gaming revenues and other tax programs which are then distributed to school districts to pass on as a tax reduction to approved homestead and farmstead properties to reduce property taxes. This allocation for the 2021-2022 school year is \$5,189,050 which equates to a tax reduction of \$213.00 for each eligible property.

Federal Sources

Revenue from federal sources is comprised primarily of grant money for specific programs. The District receives money for the following programs:

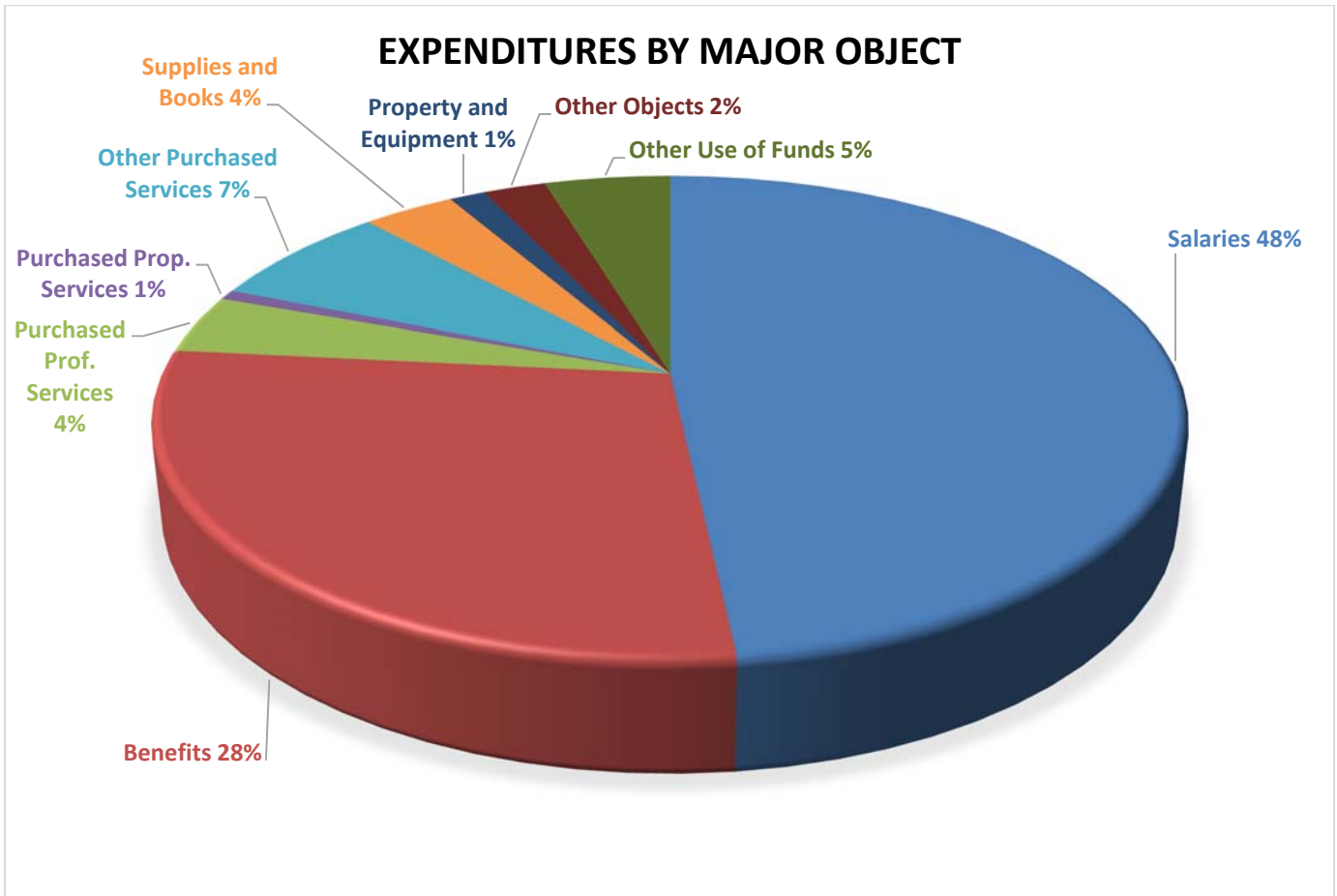
- Title I - Improving the Academic Achievement of the Disadvantaged
- Title II - Prepare, Train, and Recruit Highly Qualified Teachers and Principals
- Title III - Language Instruction of LEP and Immigrant Students
- Title IV – Student Support and Academic Enrichment
- Elementary and Secondary School Emergency Relief Funds (CARES Act, CRRSA, and ARP)

North Penn School District
2021-2022 Budget

The District also receives monies through the School-Based Access Medicaid Program which provides reimbursement for eligible health care service costs.

Expenditures

For the 2021-2022 school year, budgeted expenditures in the General Fund are \$291,641,146 which is an increase of \$13,519,026 (4.86%) from 2020-2021. The following table compares these expenditures by category:



Expenditure Analysis

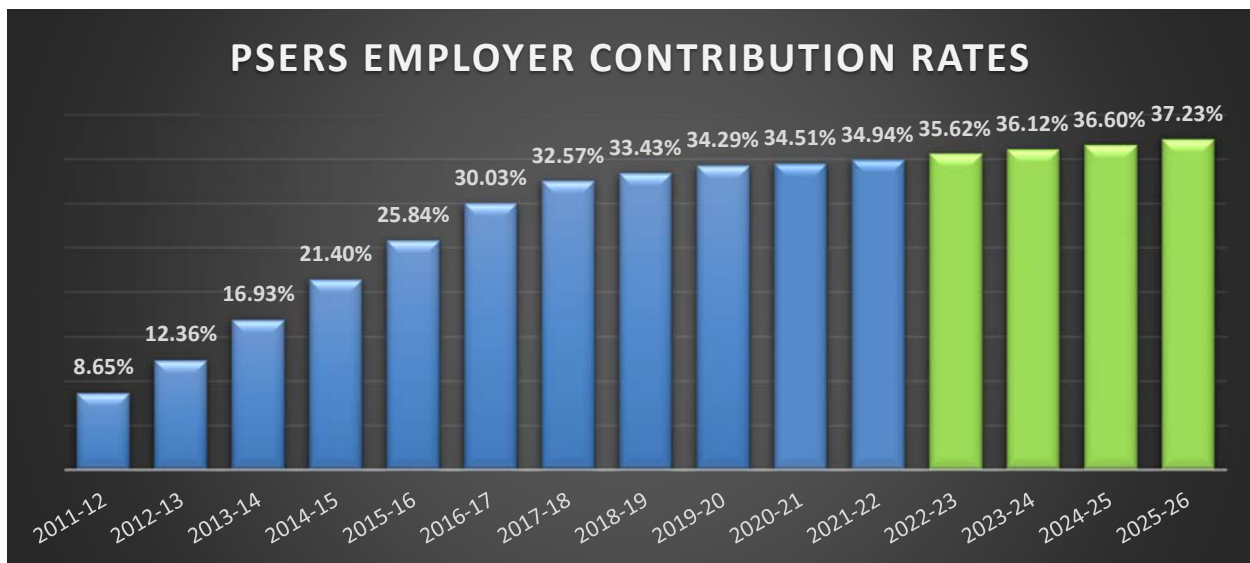
In addition to the economic impact of the COVID-19 Global Pandemic, mandated costs are a significant challenging aspect of budgeting. Providing mandated special education services to eligible students is a financial challenge to the District. School Districts have limited flexibility in controlling these costs, for example, when students require special education services, such as private placements or transportation, the district must absorb the cost. The District’s special education population has been increasing each year resulting in a corresponding increase in costs. State subsidies are estimated to cover only 11.88% of the budgeted Special Education costs.

North Penn School District
2021-2022 Budget

Another budget challenge is to accurately forecast healthcare costs. These costs typically fluctuate from year to year depending on the health of the employees and covered dependents. The District is self-insured, and accounts for this activity in its Internal Service Fund.

Charter school tuition rates are calculated based on the District’s budget, rather than each Charter School’s actual costs. Cyber charter schools that have no building costs receive the same rate as brick and mortar charter schools. Charter school reform will be necessary to make costs sustainable for Districts.

Additionally, the North Penn School District as well as the other 499 public school districts in the Commonwealth are the required contributions to the Pennsylvania State Education Retirement System (PSERS). Districts are required to pay a defined contribution amount towards employee pensions each year to PSERS. For the 2021-2022 school year, this amount is 34.94% which means that for each \$1 in eligible salaries the District must contribute 3.49 cents to PSERS. The table below shows the historical, current, and projected PSERS contribution rates:



The total budgeted PSERS expenditure is \$48,540,289 for 2021-2022 which is an increase of \$2,443,161 (5.30%) from the previous year.

North Penn School District
2021-2022 Budget

The following table shows the budgeted expenditures by object (major category) for 2021-2022 along with the dollar and percentage changes from the 2020-2021 budget.

GENERAL FUND CHANGE IN EXPENDITURE OBJECTS

	Budget 2020-2021	Budget 2021-2022	Dollar Change	Percent Change
Expenditures				
Salaries	\$ 135,382,978	\$ 140,811,218	\$ 5,428,240	4.01%
Benefits	81,156,178	82,594,067	1,437,889	1.77%
Purchased Prof. Services	10,598,258	11,363,829	765,571	7.22%
Purchased Prop. Services	1,931,043	1,943,536	12,493	0.65%
Other Purchased Services	18,440,458	20,384,331	1,943,873	10.54%
Supplies and Books	9,295,216	10,080,260	785,044	8.45%
Property and Equipment	1,340,842	3,945,380	2,604,538	194.25%
Other Objects	6,843,730	6,783,572	(60,158)	-0.88%
Other Use of Funds	13,133,417	13,734,953	601,536	4.58%
Total Expenditures	\$ 278,122,120	\$ 291,641,146	\$ 13,519,026	4.86%

Along with the PSERS contribution, the other major items impacting the expenditure budget are as follows:

- Salaries & Benefits – Salaries and related benefits have increased by 3.17%.
- Other Purchased Services – Increase in charter school tuition of approximately \$1.5 million.
- Property and Equipment – Increase for purchase of student and teacher technology devices of approximately \$2.5 million.

The net increase in these major items totals \$10,866,129

Capital Projects Fund Overview

The capital projects funds are comprised of the capital reserve fund and any capital funds where bond proceeds are deposited to use for construction projects. For 2021-2022, there is a projected beginning fund balance of \$23,246,089 in bond and capital reserve funds available that will be used to finish the following project:

- Renovations/classroom additions to Knapp Elementary School

School Nutrition Fund Overview

For the 2021-2022 school year, the District's School Nutrition fund is budgeting revenues of \$5,729,750. Local revenues, which are comprised of sales to students and staff, are budgeted to decrease by \$2,011,254 (-79.15%) due to anticipated participation in the Seamless Summer Option which will result in no student funded meals. However, federal revenues are budgeted to increase by \$2,230,928 (75.14%) for the same reason. The expenditure budget of \$5,726,247 is an increase of \$57,035 (1.01%) over the previous year.

Extended School Care Fund Overview

During the 2020-2021 school year the Extended Care Program had a fluctuating enrollment due to the impact of COVID-19.

Through the month of June 2021, income was up approximately 15.17% over the previous year. The increase was due to a transfer of \$1.5 million from the General Fund. Without the transfer, revenue was down approximately 63.17%. Expenses show a decrease of 29.29%.

With a fee increase of 0% scheduled for the 2021-2022 school year, income is budgeted at \$2,030,434 and expenses at \$2,030,435.

Program fees will continue to be charged in nine monthly payments. This reduces the number of months for which we need to bill, collect fees and enter payments into the accounting system. It will also better align with the shift in the school calendar to a start date in August and an ending date in early June.

Limited summer camp was offered for the summer of 2021 due to COVID-19.

Community Education Fund Overview

The District's Community Education Program has provided affordable life-long learning opportunities for over 50 years. The program offers "Gold Carders" (residents 60 and older) programs for free or at a reduced rate.

The philosophy of the Community Education Program has been to support district needs, when financially possible, in areas that support community engagement and community use of our resources.

Also included under the Community Education Program are programs for water polo, aquatics and swim team. The water polo and swim team programs hold competitive meets and tournaments, while the aquatic program holds swim lessons for the community.

Internal Service Fund Overview

The North Penn School District is self-insured which means all medical, prescription, dental, and vision claims are paid at the actual cost by the District. The internal service fund is used to account for these expenses on a cost-reimbursement basis. For the 2021-2022 school year, budgeted revenues (which include transfers from the general fund from both employer and employee cost-sharing and interest revenue), are \$31,404,932 and expenditures (the cost of claims) are \$31,393,932.

North Penn School District
2021-2022 Budget

Budget Forecast

The following budget forecast shows the estimated budget for all North Penn School District Funds through the 2024-2025 school year:

	2021/2022 Final Budget	2022/2023 Projection	2023/2024 Projection	2024/2025 Projection
GENERAL FUND				
Total Revenues	\$ 285,852,198	\$ 296,288,297	\$ 308,463,607	\$ 316,659,644
Total Expenses	\$ 291,641,146	\$ 297,622,896	\$ 302,005,148	\$ 310,798,900
Revenues Over (Under) Expenses	\$ (5,788,948)	\$ (1,334,599)	\$ 6,458,459	\$ 5,860,744
Beginning Fund Balance 7/1				
Assigned + Unassigned	\$ 31,482,911	\$ 25,693,963	\$ 24,359,364	\$ 30,817,823
Ending Fund Balance 6/30				
Assigned + Unassigned	\$ 25,693,963	\$ 24,359,364	\$ 30,817,823	\$ 36,678,567
CAPITAL PROJECTS FUND				
Total Revenues	\$ 5,067,953	\$ 4,220,185	\$ 535,000	\$ 535,000
Total Expenses	\$ 11,783,581	\$ 7,320,844	\$ 4,820,844	\$ 4,820,844
Revenues Over (Under) Expenses	\$ (6,715,628)	\$ (3,100,659)	\$ (4,285,844)	\$ (4,285,844)
Beginning Fund Balance 7/1				
Assigned + Unassigned	\$ 23,246,089	\$ 16,530,461	\$ 13,429,802	\$ 9,143,958
Ending Fund Balance 6/30				
Assigned + Unassigned	\$ 16,530,461	\$ 13,429,802	\$ 9,143,958	\$ 4,858,114
ENTERPRISE FUNDS				
Total Revenues	\$ 8,281,034	\$ 8,396,655	\$ 8,565,588	\$ 8,737,899
Total Expenses	\$ 8,260,710	\$ 8,548,539	\$ 8,848,448	\$ 9,164,628
Revenues Over (Under) Expenses	\$ 20,324	\$ (151,884)	\$ (282,860)	\$ (426,729)
Beginning Fund Balance 7/1				
Assigned + Unassigned	\$ 1,060,935	\$ 1,081,259	\$ 929,375	\$ 646,515
Ending Fund Balance 6/30				
Assigned + Unassigned	\$ 1,081,259	\$ 929,375	\$ 646,515	\$ 219,786
INTERNAL SERVICE FUND				
Total Revenues	\$ 31,404,932	\$ 32,032,811	\$ 32,673,247	\$ 33,326,492
Total Expenses	\$ 31,393,932	\$ 32,021,811	\$ 32,662,247	\$ 33,315,492
Revenues Over (Under) Expenses	\$ 11,000	\$ 11,000	\$ 11,000	\$ 11,000
Beginning Fund Balance 7/1				
Assigned + Unassigned	\$ 21,522,909	\$ 21,533,909	\$ 21,544,909	\$ 21,555,909
Ending Fund Balance 6/30				
Assigned + Unassigned	\$ 21,533,909	\$ 21,544,909	\$ 21,555,909	\$ 21,566,909
TOTAL ALL FUNDS				
Total Revenues	\$ 330,606,117	\$ 340,937,948	\$ 350,237,442	\$ 359,259,035
Total Expenses	\$ 343,079,369	\$ 345,514,090	\$ 348,336,687	\$ 358,099,864
Revenues Over (Under) Expenses	\$ (12,473,252)	\$ (4,576,142)	\$ 1,900,755	\$ 1,159,171
Beginning Fund Balance 7/1				
Assigned + Unassigned	\$ 77,312,844	\$ 64,839,592	\$ 60,263,450	\$ 62,164,205
Ending Fund Balance 6/30				
Assigned + Unassigned	\$ 64,839,592	\$ 60,263,450	\$ 62,164,205	\$ 63,323,376

North Penn School District
2021-2022 Budget

The following assumptions were made in these forecasts:

- Millage increases equal to the projected Act 1 index each year
- 1st projection year -.3% change in tax base and 2nd and 3rd projection year growth of tax base of .4% per year
- 96.8% tax collection rate
- 2.75% annual increase in earned income tax
- 2% increase for transfer taxes
- Increases at the ACT 1 index percentage for interim taxes and other local revenue
- 2.0% increase to basic education and special education state subsidies
- \$100,000 annual increase property tax reduction allocation and transportation subsidy
- 2% annual increase federal title revenue
- 2.5% increase annually in salaries, net of retirements and new positions
- Pension rates using PSERS projected rates
- 2% change in medical and prescription benefits
- 3.0% increase per year in professional/technical services, purchased property services, other purchased services, supplies, property & equipment, other objects
- Budgetary reserve requirement return to \$1,500,000
- Level capital reserve transfer return to \$500,000 for 2nd and 3rd projection years

North Penn School District
2021-2022 Budget

Informational Section

Student Enrollment

	2018	2019	2020	2021	2022
Total District Enrollment	12,601	12,667	12,821	12,530	12,721

The projected student enrollment for the 2021-22 school year is 12,721 total students. The District uses a four-year average of cohort movement from grade to grade to project enrollment. Kindergarten enrollment is projected using the four-year average of the percent of live births that enroll in kindergarten.

Projected Enrollments			
School Year	K-6	7-12	Total Enrollment
2022-2023	6,714	6,029	12,743
2023-2024	6,748	5,961	12,709
2024-2025	6,758	5,820	12,578
2025-2026	6,815	5,759	12,574
2026-2027	6,776	5,799	12,575
2027-2028	6,816	5,767	12,583
2028-2029	6,689	5,975	12,664
2029-2030	6,680	6,044	12,724
2030-2031	6,704	6,091	12,795
2031-2032	6,770	6,084	12,854

Personnel Resources

The budget includes an increase of 18.33 FTE staff positions. Staffing allocations are based on Board review and approval. The increase in FTE included an additional Reading Specialist, Learning Coaches, Early Intervention Teacher, Psychologist, HR Assistant, ESL Assistant, ESL Teacher, Music Teacher, and Virtual Teachers. The Reading Specialist, Learning Coaches, and Virtual Teachers are all being funded with federal COVID-19 relief funds and are temporary full-time hires.

North Penn School District
2021-2022 Budget

Change in Debt

North Penn School District utilizes debt service funds to support construction and building improvement projects. Upcoming project includes:

- Renovations/classroom additions to Knapp Elementary School

ANALYSIS OF OUTSTANDING GENERAL OBLIGATION BONDS

	Principal Balance		
	2019-2020	2020-2021	2021-2022
Debt at Beginning of Year	99,080,000	88,229,000	76,990,000
Additional Debt Incurred During Year	49,464,000	9,981,000	-
Retirements/Repayments	60,315,000	21,220,000	8,736,000
Debt at End of Year	88,229,000	76,990,000	68,254,000

North Penn School District
2021-2022 Budget

Countywide Benchmarking Data

The District utilizes Forecast5 Data Analytic tools to compare the Montgomery County school district's financial and statistical information. These schedules are helpful to compare where the North Penn School District is in comparison with the other schools in the county.

The chart below shows the total expenditures in the 2019-20 school year and the per pupil expenditure for each district. The North Penn School District ranks 13th out of 21 schools while having the second largest total expenditure budget. This illustrates that the District is able to provide a quality educational program for each student at a low per pupil cost. The per-pupil cost of \$21,022 is \$1,249 less than the county average of \$22,271.

Montgomery County Intermediate Unit
2019-2020 District Expenditure Cost of Total Functions (Excluding Debt Refunding 5130)
Source: Forecast5 Data

School District	Total Expenditures 2019-2020	Total Pupils 2019-2020	Pupil Cost	Rank
Abington SD	\$158,952,530	8,534	\$18,626	20
Cheltenham SD	\$119,035,439	4,396	\$27,078	2
Colonial SD	\$126,623,021	5,225	\$24,234	5
Hatboro-Horsham SD	\$106,396,096	4,634	\$22,960	7
Jenkintown SD	\$17,154,720	730	\$23,500	6
Lower Merion SD	\$279,202,826	8,797	\$31,738	1
Lower Moreland Township SD	\$50,389,120	2,394	\$21,048	12
Methacton SD	\$108,768,823	4,742	\$22,937	8
Norristown Area SD	\$157,979,381	7,580	\$20,842	14
North Penn SD	\$268,341,700	12,765	\$21,022	13
Perkiomen Valley SD	\$108,673,912	5,395	\$20,143	16
Pottsgrove SD	\$65,181,090	3,241	\$20,111	17
Pottstown SD	\$63,444,964	3,381	\$18,765	19
Souderton Area SD	\$126,565,599	6,477	\$19,541	18
Springfield Township SD	\$58,408,869	2,581	\$22,630	9
Spring-Ford Area SD	\$163,420,700	8,074	\$20,240	15
Upper Dublin SD	\$99,519,308	4,087	\$24,350	4
Upper Merion Area SD	\$110,486,618	4,264	\$25,911	3
Upper Moreland Township SD	\$67,837,930	3,202	\$21,186	11
Upper Perkiomen SD	\$59,104,520	3,396	\$17,404	21
Wissahickon SD	\$107,082,679	4,881	\$21,939	10
Total for All Districts	\$2,422,569,845	108,776	\$22,271	

North Penn School District
2021-2022 Budget

The next schedule compares the equalized mills of each district in the county. The millage rate is used to calculate the annual real estate tax bill for taxpayers by multiplying the assessed value of a property times the millage rate. The North Penn School District is ranked 17th of the 21 districts in the county at 26.0957 mills. The District has a strong tax base and is able to keep the millage rate low compared to the other districts each year to generate the necessary revenue to support the educational programs offered.

Montgomery County Intermediate Unit
2019-2020 Disstrict Revenues - Equalized Mills (Montgomery County)
Source: Forecast5 Data

School District	2019-2020 RE Taxes Collected	2019-2020 Real Estate Mills	2019-2020 Value of Each Mill	Rank
Abington SD	\$105,303,460	31.7700	3,314,556	10
Cheltenham SD	\$83,394,698	48.2773	1,727,410	1
Colonial SD	\$89,472,353	22.7720	3,929,051	19
Hatboro-Horsham SD	\$72,549,555	29.4640	2,462,312	14
Jenkintown SD	\$11,064,029	42.2143	262,092	2
Lower Merion SD	\$224,826,597	29.4088	7,644,875	15
Lower Moreland Township SD	\$36,274,379	35.8576	1,011,623	6
Methacton SD	\$73,889,330	30.3781	2,432,322	12
Norristown Area SD	\$97,468,867	37.9520	2,568,214	5
North Penn SD	\$177,744,239	26.0957	6,811,246	17
Perkiomen Valley SD	\$68,057,600	33.7200	2,018,316	8
Pottsgrove SD	\$37,233,553	38.1020	977,207	4
Pottstown SD	\$28,955,555	41.9666	689,967	3
Souderton Area SD	\$82,586,744	30.0495	2,748,357	13
Springfield Township SD	\$40,741,726	33.7102	1,208,587	9
Spring-Ford Area SD	\$105,367,304	27.4777	3,834,648	16
Upper Dublin SD	\$72,556,389	34.4202	2,107,960	7
Upper Merion Area SD	\$84,318,512	20.3400	4,145,453	21
Upper Moreland Township SD	\$44,903,654	31.7559	1,414,026	11
Upper Perkiomen SD	\$36,179,308	25.2278	1,434,105	18
Wissahickon SD	\$70,814,939	20.5900	3,439,288	20
Total for All Districts	\$1,643,702,791			

North Penn School District
2021-2022 Budget

Acknowledgements

We appreciate the fiscal support provided by the North Penn Board of Directors and the community for the development, implementation, and maintenance of an excellent educational setting for all school age children.

We express sincere thanks to the North Penn School District staff who help to carry out the District's main purpose of educating the children of the North Penn Community.

We also acknowledge the business office staff for their commitment to the budget process which demand long hours and additional work and effort.

This budget document represents the contribution of many North Penn School District employees and we thank everyone who helped in its preparation.



Curtis R. Dietrich, Ed.D.
District Superintendent



Stephen B. Skrocki
Chief Financial Officer



Kristin M. Johnson
Assistant Director of Business Administration

Organizational Section

North Penn School District

2021-2022 Budget



North Penn School District
Lansdale, Pennsylvania
www.npenn.org
Dr. Curtis Dietrich, Superintendent

North Penn School District
2021-2022 Budget

THIS PAGE INTENTIONALLY LEFT BLANK

Legal Autonomy and Fiscal Independence

The North Penn School District is a political subdivision of the Commonwealth of Pennsylvania located in the north-central section of Montgomery County, Pennsylvania, and a small portion of southern central Bucks County, Pennsylvania. The District is comprised of the municipal subdivisions of the Boroughs of Hatfield, Lansdale and North Wales and the Townships of Hatfield, Montgomery, Towamencin and Upper Gwynedd, all located in Montgomery County and a small portion of the Townships of Hilltown and New Britain located in Bucks County.

Authority is given to an elected nine-member Board of Directors elected for a four-year term to govern the District. The Superintendent is the chief administrative officer of the District with overall responsibility for all aspects of operations, including education and finance. The Chief Financial Officer is responsible for budget and financial operations. Both of these officials are selected by the Board of Directors.

Level of Education Provided

The District presently provides K-12 educational services for approximately 12,700 students enrolled from Kindergarten through Grade 12. The District also provides alternative education services for grades 9 through 12 at the Northbridge building. Vocational education for students in grades 9 through 12 is provided by the North Montgomery Technical Career Center.

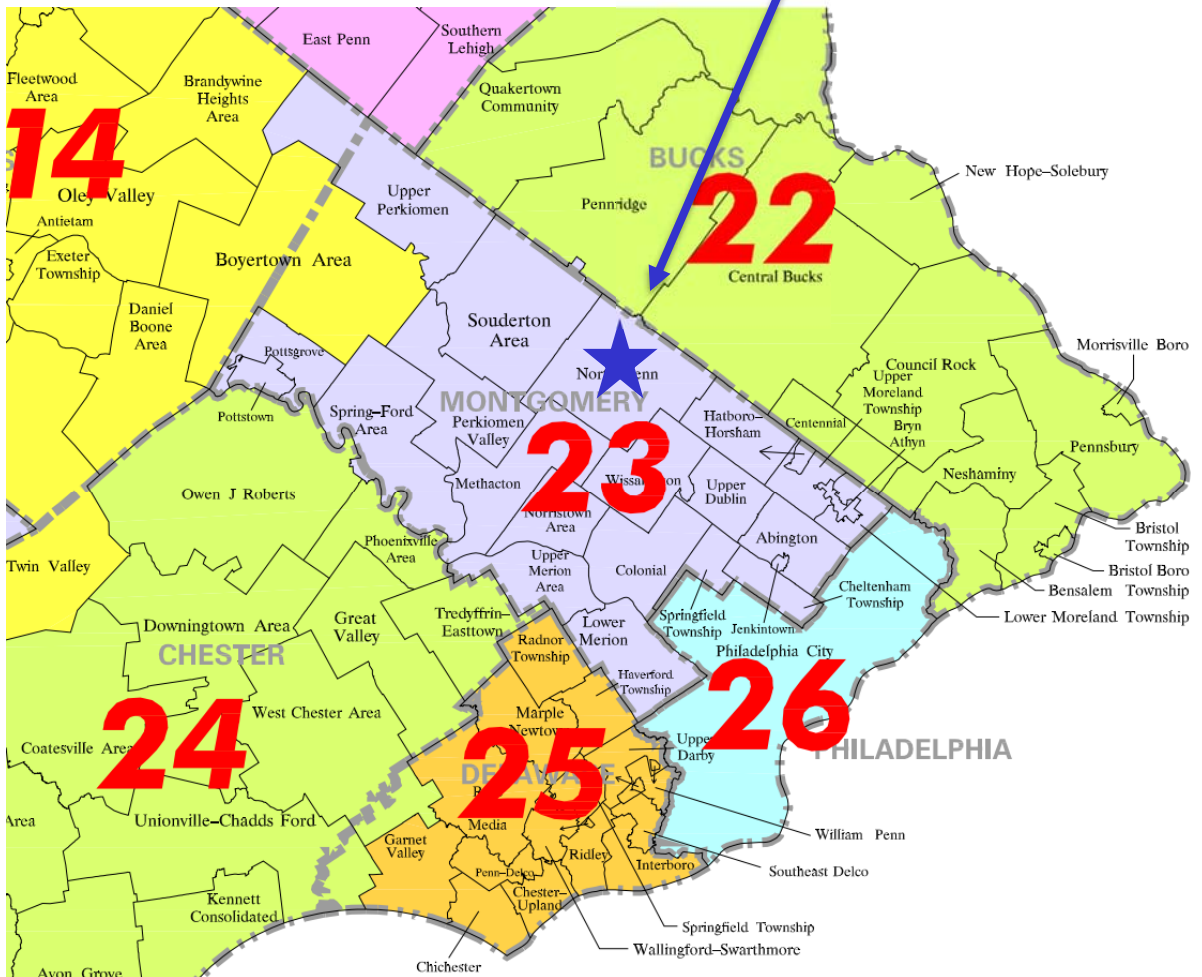
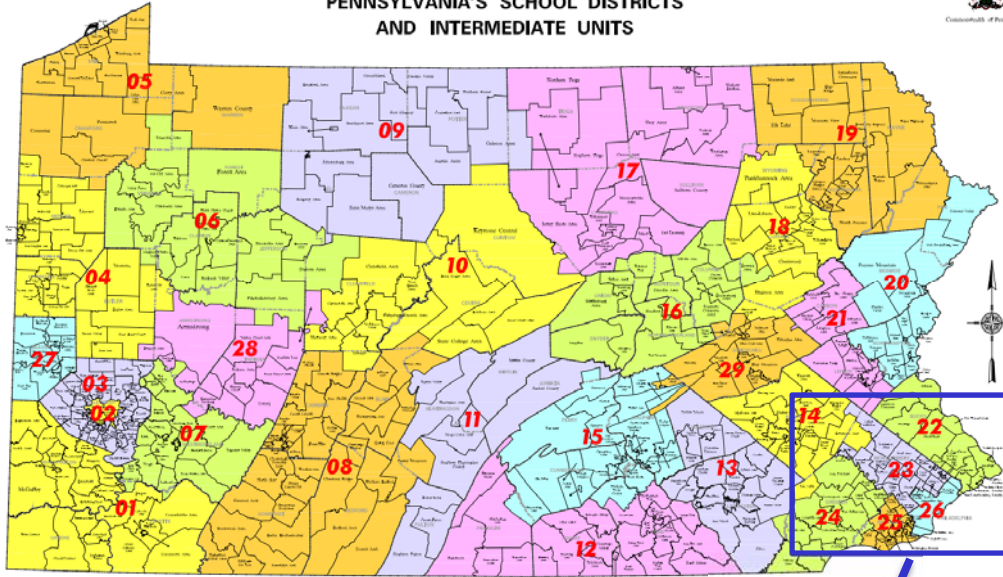
Geographic Area Served

The North Penn School District is a large suburban district of approximately 12,700 students enrolled across 18 buildings located in Montgomery County in southeastern Pennsylvania. The district encompasses 42.73 square miles, including the municipalities of Upper Gwynedd, North Wales, Hatfield Borough, Hatfield Township, Lansdale, Line Lexington, Towamencin Township and Montgomeryville. The 2010 census identifies the total population of the district as 103,963.

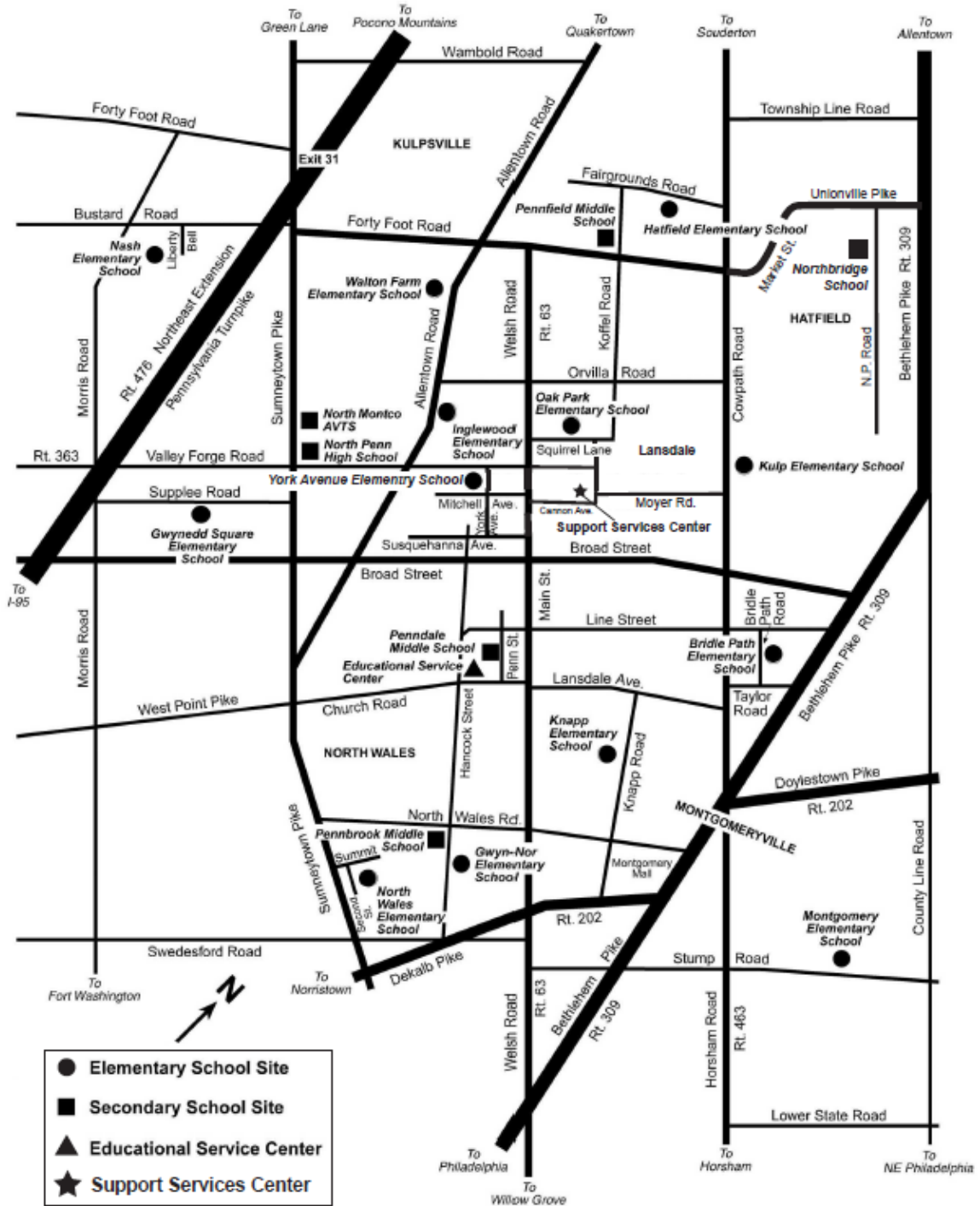


North Penn School District
2021-2022 Budget

PENNSYLVANIA'S SCHOOL DISTRICTS
AND INTERMEDIATE UNITS



North Penn School District Map



North Penn School District
2021-2022 Budget

District Facilities

The North Penn School District currently owns thirteen elementary schools, three middle schools, one high school, an alternative education school, a Support Services Center and the Educational Services Center. The following table describes the District’s current facilities:

NORTH PENN SCHOOL DISTRICT SCHOOL FACILITIES					
Building	Original Construction Date	Addition/ Renovation Date	Grades	Rated Pupil Capacity*	2018-19 Enrollment
<i>Elementary:</i>					
Bridle Path.....	1994	---	K-6	889	525
Gwyn-Nor.....	1966	2004	K-6	920	569
Gwynedd Square.....	1991	---	K-6	980	568
Hatfield.....	1970	2015	K-6	920	492
Inglewood.....	1963	1972/2013	K-6	732	526
Knapp.....	1955	1999	K-6	665	573
Kulp.....	1957	1963/2009	K-6	1,020	515
Montgomery.....	1965	1990/2017	K-6	1,098	647
Nash.....	1976	1997	K-6	584	386
North Wales.....	1927	1974/2010	K-6	629	414
Oak Park.....	1959	2002	K-6	856	484
Walton Farm.....	1994	---	K-6	889	574
York Avenue.....	1927	2008	K-6	570	251
<i>Secondary:</i>					
Pennbrook Middle.....	1959	2006	7-9	1,264	883
Penndale Middle.....	1931	1997	7-9	1,749	1,308
Pennfield Middle.....	1964	2007	7-9	1,362	858
North Penn High.....	1971	1999	10-12	3,782	3,058
Northbridge Alternate School.....	1989	2008	7-12		61
Education Service Center.....	1963	1990	N/A		
Support Service Center.....	1982	2008	N/A		

Governance Structure

The North Penn School District is led by the nine elected Board of Directors who are responsible for oversight of all district operations and activities. The board is responsible for hiring a Superintendent who acts as the leader and CEO of the organization. The Assistant Superintendents, Chief Financial Officer, Director of Human Resources, Director of School and Community Services, and the Coordinator of Emergency Management all report directly to the Superintendent. The organization chart below shows the administrative structure of the District as it currently exists.

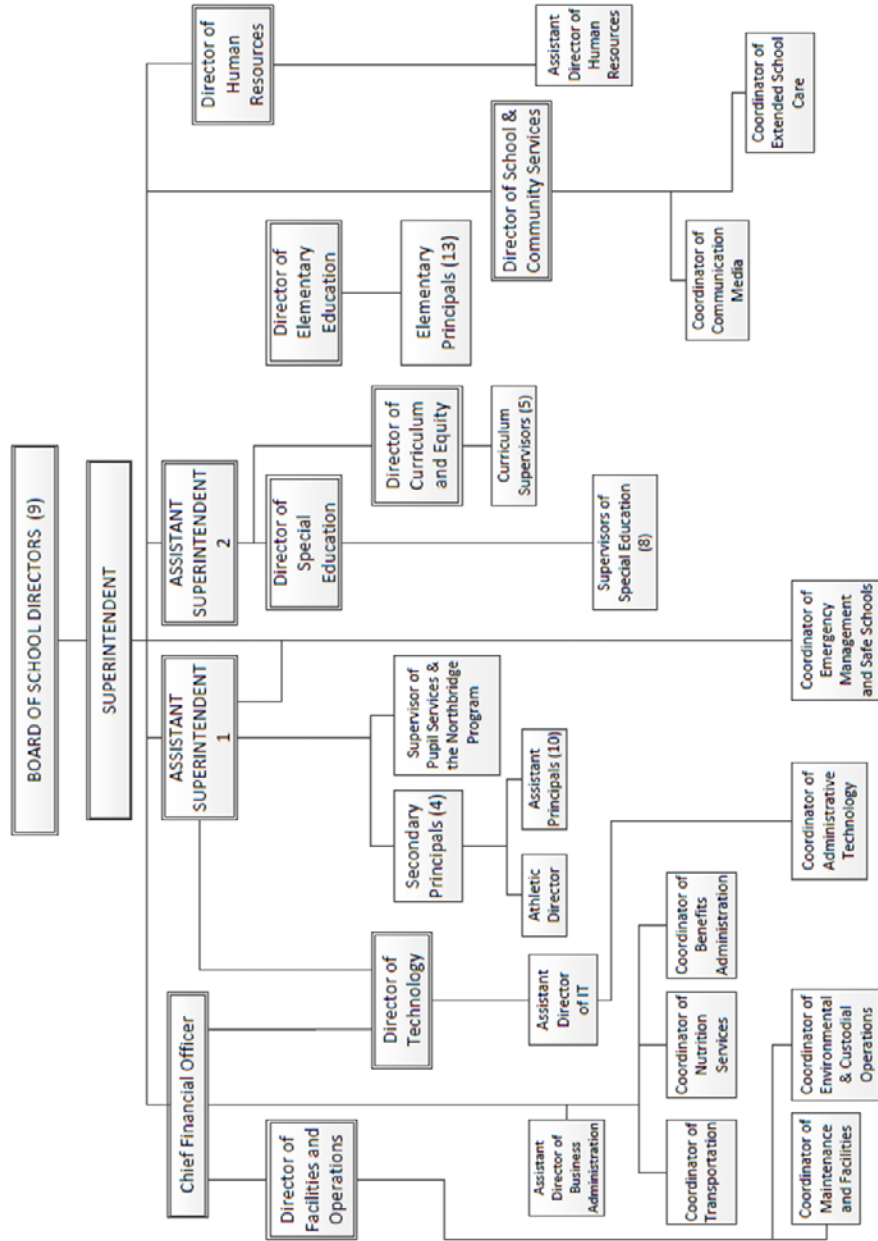
Board of School Directors

Martina (Tina) Stoll	President
Christian Fusco	Vice-President
Dr. Elisha Gee	Member
Jonathan Kassa	Member
Dr. Wanda Lewis-Campbell	Member
Timothy MacBain	Member
Juliane Ramić	Member
Al Roesch	Member
Cathy Wesley	Member
Stephen Skrocki	Secretary (non-voting)
Kristin Johnson	Treasurer (non-voting)

North Penn School District
2021-2022 Budget

Organizational Chart

NORTH PENN SCHOOL DISTRICT
Table of Organization
Administrative Regulation #2411



Mission Statement

The North Penn School District is an effective, innovative, student-centered community of teaching and learning where every student is empowered to:

- become an independent, adaptable, life-long learner who uses knowledge to create new understandings;
- exhibit creative, collaborative, and critical thinking;
- achieve at his or her highest potential;
- live as a positive, responsible, and contributing citizen of the global society; and
- develop a respect for diversity and appreciation of human differences.

Vision Statement

The North Penn School District seeks to develop students who embody its universal values of achievement, kindness, collaboration, respect, responsibility, resilience, and integrity. Through an education that grows students both academically and emotionally, equitable opportunities, and a respect for human differences, North Penn will develop individuals who contribute meaningfully to their local and global communities.

Core Values

Visionary Leadership: Contributing to the development of a quality organization by building the relationships necessary to create the conditions that:

- foster a high level of employee, student and community engagement;
- provide opportunities for employee decision-making;
- include a high level of visibility; and
- are characterized by leadership coaching.

High Expectations for Learning: Cultivate an environment where every student is challenged to reach his or her highest potential, receives equitable access to learning, and where families, community members, and staff demonstrate the confidence to meet the needs of every child by using strategies that ensure high levels of achievement and address student differences.

People-Centered: Empowers and equips students, staff, and community members to better serve, providing them with a healthful environment in which they continuously learn and embrace change, and solicit feedback to effectively understand and address the needs and concerns of students, staff, and the community.

North Penn School District
2021-2022 Budget

Continuous Improvement: Embraces ongoing efforts to improve services and outcomes resulting in positive change based upon feedback, and program assessment.

Partnerships and Teamwork: Leverages the collective experience and expertise of all members of the school community including students, parents, staff, and citizens to deliver the best for our students.

Strength in Diversity: Recognizes the power in respecting, understanding, and celebrating human differences to build community, inspire ideas, develop shared experiences, and enrich the organization.

Goals

The 2019-2022 Comprehensive Plan Goals and Strategies outlined the following six goals, which drive decisions for the North Penn School District:

- Improve student achievement, both growth and mastery, by implementing evidence-based instructional practices that address student needs identified for core instruction, enrichment, and intervention.
- Develop district practices supporting an inclusive, culturally responsive environment that guarantees equity and access to all students and their families.
- Improve the district infrastructure and security measures to provide a safe, orderly, and up to date learning environment.
- Continue to implement organizational efficiencies designed to improve service to the students and community while maintaining fiscal responsibility.
- Develop a continuum of services to support the social, emotional, and behavioral needs of students.
- Provide students with career exploration and training opportunities that prepare them to be college, career, and work-ready.

The District's Finance Committee's budget goal is to develop an operating budget, including future year projections within the legal limits established by Pennsylvania Law and the State Act 1 Index. The budget was prepared with careful consideration of the educational needs of students and the ability of the community to support those needs. Budgeting decisions are centered on the goals of the Comprehensive Plan.

Significant Laws Affecting Budget and Fiscal Administration

The Pennsylvania Public School Code of 1949, as amended, gives local Boards the authority to conduct the financial affairs of the District. The School Code contains provisions that require the Board to perform certain acts (mandatory), provisions that provide discretion to the Board to either act or refrain from acting (permissive), and provisions where the Board is prohibited from acting either in total or until certain conditions have been satisfied (prohibited). The School Code laws affect the budget and fiscal administration of the District as discussed below.

North Penn School District
2021-2022 Budget

The Pennsylvania state legislature passed Act 1 in June of 2006. Beginning in 2007- 2008, the Act placed annual limits on the percentage increase in property taxes that the District can levy. This is a significant factor in the District's ability to fund its programs and services. The limit is equal to an inflationary index calculated each year by the State (3.0% for 2021-2022), and is imposed upon all school districts in Pennsylvania in order to provide tax relief to taxpayers. There are exceptions to the limit that the District can apply to the State for, which may allow the District to increase its millage (tax rate) above the limit. If the District needs to raise its millage above the limit including any approved exceptions, it must have the increase approved by voters using a ballot question at a primary election preceding the beginning of the fiscal year. If the increase is not approved the District must reduce expenditures to stay within the limit.

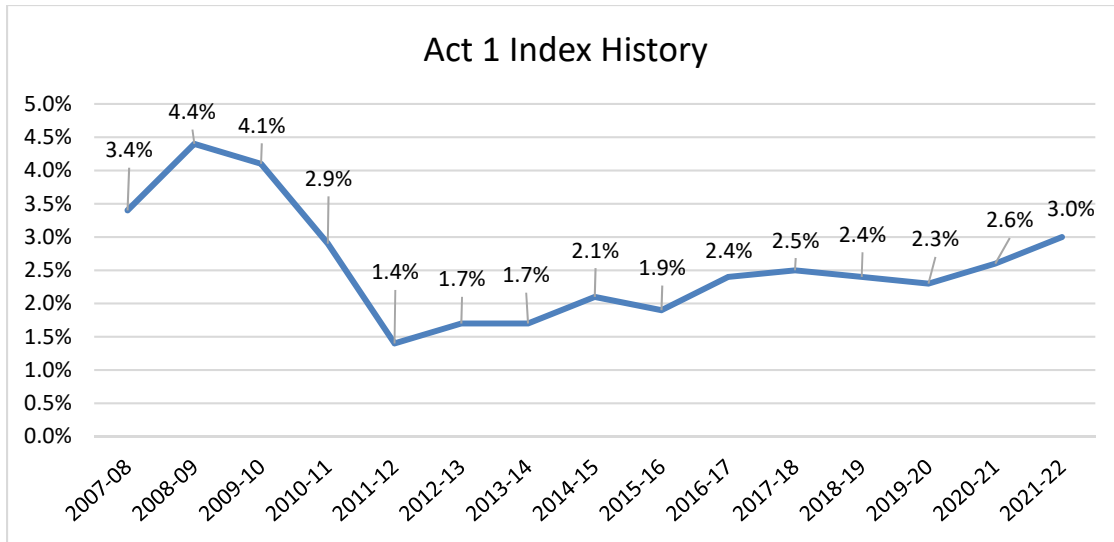
Budget Development

The administration and Board of School Directors are committed to providing each child in the District with the best possible educational opportunity while maximizing the use of available resources. This consideration goes into the budget process each year as both parties attempt to balance these needs with the available local, state, and federal resources. This year in working towards the district goal of a quality workforce, the budget includes \$2,222,030 for professional coaching and professional development opportunities for staff.

Normally the annual budget process begins in September so that a Preliminary Budget can be presented and adopted in February. The Base Act 1 index is published by the Pennsylvania Department of Education and is the state mandated limit for real estate tax increases unless exceptions are utilized or voter approval is given to raise taxes above the index. If the Board of Directors adopts a resolution that it will not need to raise taxes above the state mandated limit, it can forgo the adoption of the preliminary budget.

The Commonwealth of Pennsylvania mandates that no school district with a budget greater than or equal to \$19,000,000 shall approve an increase in real property taxes unless it has adopted a budget that includes an estimated unassigned fund balance less than or equal to 8% of budgeted expenditures. School Board Policy adopts this maximum fund balance limitation.

North Penn School District
2021-2022 Budget



The Administration develops a timeline that works backwards from the final budget adoption date in June to the previous September.

COVID-19 Budget Impact

As we present our budget for the next school year, we remain in the midst of a COVID-19 Global Pandemic. As a result of the COVID-19 Global Pandemic, school districts across the Commonwealth of Pennsylvania have received federal sources of funding designated to help district's recover from the economic toll of the COVID-19 pandemic. In 2020-21, the District received approximately \$4.2 million, all of which was used to offset COVID-19 expenditures. The District is expected to receive an additional \$14.7 million from the Coronavirus Response and Relief Supplemental Appropriations Act 2021 that was allocated to Pennsylvania's Elementary and Secondary Emergency Relief Fund (ESSER II) and American Rescue Plan of 2021 that was allocated to Pennsylvania's Elementary and Secondary Emergency Relief Fund (ESSER III). The ESSER III grant requires 20% of the funding be utilized to address Learning Loss. The District is in the process of obtaining input from stakeholders on a plan to utilize the funds. The timeline for utilizing the funds is from March 13, 2020 to September 30, 2023 (ESSER II) and September 30, 2024 (ESSER III). As such, the District is budgeting the ESSER funds over three school years, 2021-22, 2022-23, and 2023-24.

In addition to the economic impact of COVID-19, major factors that affect the District's current and future budgets are increasing costs and diminishing state and federal funding (excluding COVID-19 response), all of which combined affect the ability to maintain the level quality of education for the students. The future direction of the District remains to uphold its high level of quality education while managing and preserving resources in an effort to maintain a budget near the Act I index and minimizes the impact on its taxpayers.

North Penn School District
2021-2022 Budget

Month	Key Processes and Deadlines
September	<ul style="list-style-type: none"> • Act 1 Index and timeline published by PDE
November	<ul style="list-style-type: none"> • Building per pupil allocations are distributed • District enrollment projections are calculated • Adoption of board resolution not to raise taxes above the Act 1 index • Final budget timeline is created
December	<ul style="list-style-type: none"> • Deadline to notify residents of homestead/farmstead exclusion • Building and department budget requests are due to the business office
January	<ul style="list-style-type: none"> • Deadline to opt out of Act 1 exceptions • Budget meetings are held with administrators
February	<ul style="list-style-type: none"> • Deadline to adopt preliminary budget unless resolution not to exceed Act 1 index adopted • Deadline for referendum exception request to PDE • Deadline to submit primary election referendum question seeking voter approval of tax increase in excess of the Act 1 index
March	<ul style="list-style-type: none"> • Homestead/farmstead application deadline • Deadline for PDE ruling on referendum exception request
May	<ul style="list-style-type: none"> • County provides certified homestead/farmstead information • PDE provides property tax relief allocation information • Board adoption of the proposed final budget • Public notice of intent to adopt final budget • Budget presented for public inspection
June	<ul style="list-style-type: none"> • Board adoption of the final budget

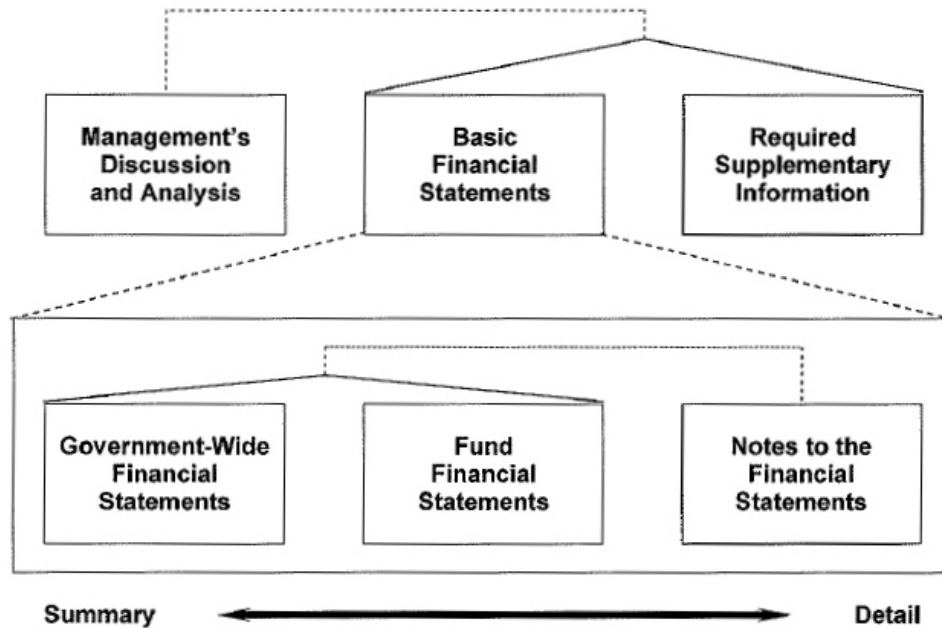
The District administers and manages the budget by entering a line-item budget in the financial software and putting controls into place that prevent over-expenditures on any line item. Budget transfers between line items are allowed beginning October 1st of each fiscal year. Each month for the Financial Committee meeting a report is prepared showing actual expenditures and projected expenditures compared to the budget.

During 2020-2021, the District updated the 10-year capital improvement plan to identify an urgency score for each project. The assignment of funds for each project will be determined based on the urgency score and available funding. Capital Projects are presented at the monthly Facilities & Operations Committee for consideration. At each Finance Committee Meeting a report is prepared showing outstanding projects with remaining balances and a comparison of the total remaining balance to funds remaining in the Capital Projects Funds, providing information on funds available to fund future projects.

Financial Reporting and Accounting Structure

The District's Financial Statements are prepared in accordance with GASB Statement No. 34 and present both government-wide and fund level financial statements using both the accrual and modified accrual basis of accounting, respectively. The following chart illustrates how the various parts of the District's annual report are arranged and relate to one another.

Organization of the North Penn School District Annual Financial Report



Government-Wide Statements

The government-wide statements report information about the District as a whole using accounting methods similar to those used by private sector companies. The statement of net position includes all of the District's assets and liabilities. All of the current year's revenues and expenses are accounted for in the statement of activities regardless of when cash is received or paid. These statements are reported using the full accrual method of accounting. Both statements report the District's net position (the difference between assets and liabilities) and how it has changed and are divided into two categories; Governmental Activities which includes basic services and Business-Type Activities which includes the District's community education, extended child care, and school nutrition service programs.

Fund Financial Statements

The fund financial statements provide more detailed information about the District's funds and not on the District as a whole. Funds are accounting devices the District uses to keep track of specific

North Penn School District
2021-2022 Budget

sources of funding and spending in particular programs. The fund financial statements are reported using the modified accrual method of accounting. The District has three kinds of funds:

- Governmental Funds – Most of the District’s basic services are included here and generally focus on how cash and other assets can be converted to cash and the balances left at the end of the year that are available. Governmental Funds utilized by the North Penn School District include the General Fund and Capital Projects Funds.
- Proprietary Funds – Services for which the District charges a fee are reported here. These include the community education, extended child care, and school nutrition service programs. These funds are collectively referred to as Enterprise Funds in the budget and financial statements. Additionally, the North Penn School District utilizes an Internal Service Fund to account for self-insurance paid at actual cost by the District.
- Fiduciary Funds – The District is the trustee, or fiduciary, for assets that belong to others such as the Scholarship and Student Sponsored Activities Funds. These activities are excluded from the District-wide financial statements because they cannot be used as assets to finance the District’s operations.

Major Features of the Government-Wide and Fund Financial Statements				
	Government-Wide Statements	Fund Financial Statements		
		Governmental Funds	Proprietary Funds	Fiduciary Funds
Scope	Entire School District (except Fiduciary Funds)	The activities of the School District that are not proprietary or fiduciary, such as special education and building maintenance	Activities the School District operates similar to private businesses: school nutrition services and community education	Instances in which the School District administers resources on behalf of someone else, such as scholarship programs and student activities monies
Required financial statements	<ul style="list-style-type: none"> • Statement of net position • Statement of activities 	<ul style="list-style-type: none"> • Balance sheet • Statement of revenues, expenditures and changes in fund balances 	<ul style="list-style-type: none"> • Statement of net assets • Statement of revenues, expenses and changes in net position • Statement of cash flows 	<ul style="list-style-type: none"> • Statement of fiduciary net position • Statement of changes in fiduciary net position
Accounting basis and measurement focus	Accrual accounting and economic resources focus	Modified accrual accounting and current financial focus	Accrual accounting and economic resources focus	Accrual accounting and economic resources focus
Type of asset/liability information	All assets and liabilities, both financial and capital, short-term and long-term	Generally assets expected to be used up and liabilities that come due during the year or soon thereafter; no capital assets or long-term liabilities included	All assets and liabilities, both financial and capital, and short-term and long-term	All assets and liabilities, both short-term and long-term; funds do not currently contain capital assets, although they can
Type of inflow/outflow information	All revenues and expenses during the year, regardless of when cash is received or paid	Revenues for which cash is received during or soon after the end of the year; expenditures when goods or services have been received and the related liability is due and payable	All revenues and expenses during the year, regardless of when cash is received or paid	All additions and deductions during the year, regardless of when cash is received or paid

North Penn School District
2021-2022 Budget

Revenue Sources

This dimension permits segregation of revenues by source. The primary classification differentiates Local, State and Federal revenue sources. Other Financing Sources are included in the dimension breakdown, although in a strict accounting sense, these are not revenues.

6111 Current Real Estate Taxes

Revenue received from taxes assessed and levied upon real property. Include Clean and Green roll-back tax revenue.

6112 Interim Real Estate Taxes

Taxes levied under Act 544 of 1952 (Section 677.1) on new construction not appearing on the tax duplicate.

6113 Public Utility Realty Tax

Revenue received under terms of the Public Utility Realty Tax Act (Act 66 of 1970). Lands and structures owned by public utilities and used in providing their services are subject to state taxation under Act 66 of 1970. The state then collects and distributes a prescribed sum among local taxing authorities, and that payment of state tax shall be in lieu of local taxes upon utility realty.

6114 Payments In Lieu Of Current Taxes – State / Local Reimbursement

Revenue received in lieu of taxes for property withdrawn from the tax rolls of the LEA for public housing, forest lands, game lands, water conservation or flood control.

6151 Current Act 511 Earned Income Taxes

Revenue received under Act 511 for taxes levied upon wages, salaries, commissions, net profits or other compensation of those who earn income within the taxing jurisdiction of the LEA.

6153 Current Act 511 Real Estate Transfer Taxes

Revenue received under Act 511 for percentage assessment on the transfer price of real property within the jurisdiction of the LEA.

6411 Delinquent Real Estate Taxes

Revenue received from taxes assessed and levied upon real property, which have become delinquent.

6510 Interest on Investments and Interest-Bearing Checking Accounts

Interest revenue received on temporary or permanent interest-bearing investments and interest-bearing checking accounts. (Investments would include U.S. treasury bills, notes, savings accounts, certificates of deposit, mortgages, or other interest-bearing investments.)

North Penn School District
2021-2022 Budget

6700 Revenues from District Activities

Revenues resulting from co-curricular and extra-curricular activities controlled and administered by the LEA. These revenues are not to be commingled with the proceeds from student activities which should be accounted for in agency funds.

6832 Federal IDEA Revenue Received as Pass Through

Federal IDEA revenue received by a school entity passed through from a Pennsylvania LEA or another primary recipient.

6833 Federal ARP Act IDEA Revenue Received as Pass Through

ARP Act IDEA revenue received by a school entity passed through from a Pennsylvania LEA or another primary recipient.

6910 Rentals

Revenues from the rental of school property which is being used for school purposes, and the net earnings from rents and leases of school property that is not being used for school purposes, but is being held for future use or disposal. The credit to this account should include only receipts from flat rate rental charges not identifiable as an offset against expenditures. Include here gas lease or royalty revenues.

6920 Contributions/Donations/Grants from Private Sources

Contributions, donations and grants from private sources are revenues from philanthropic foundations, private individuals or organizations for which no repayment or service is expected.

6942 Summer School Tuition

Revenue received from students, their parents or their guardians for summer school education provided by the LEA.

6944 Receipts from Other LEAs in Pennsylvania – Education

Monies received from other LEAs in Pennsylvania for education provided to pupils from the paying LEA. Note: Charter Schools should record payments from the sending districts to this account, whether by direct payment or deduction.

6960 Services Provided Other Local Governmental Units/LEAs

Revenues from services provided other local governmental units. These services could include transportation, data processing, purchasing, maintenance, cleaning, cash management, consulting and a

6990 Refunds and Other Miscellaneous Revenue

Revenue from local sources not classified elsewhere.

North Penn School District
2021-2022 Budget

7110 Basic Education

Revenue received from the Commonwealth of PA designated for Basic Education.

7160 Tuition for Orphans and Children Placed in Private Homes

Revenue received from the Commonwealth of PA as tuition for children who are orphans and/or children placed in private homes by the court. Payments are made in accordance with Section 1305 and 1306 of the Public School Code.

7271 Special Education Funding For School Aged Pupils

Revenue received from the Commonwealth of PA for expenditures incurred in instructing school age special education students.

7311 Pupil Transportation Subsidy

Revenue received from the Commonwealth of PA for regular pupil transportation, and payments for board and lodging in lieu of transportation in accordance with sections 2541-2542 of the PA School Code.

7312 Nonpublic and Charter School Pupil Transportation Subsidy

Revenue received from the Commonwealth of PA for nonpublic and charter school transportation in accordance with section 2509.3 of the PA School Code.

7320 Rental and Sinking Fund Payments/Building Reimbursement Subsidy

Revenue received from the Commonwealth of PA as a payment for approved lease rentals, sinking fund obligations, or any approved LEA debt obligations for which the Department of Education has assigned a lease number.

7330 Health Services (Medical, Dental, Nurse, Act 25)

Revenue received from the Commonwealth of PA for health service expenditures. Payments are made in accordance with Section 2505.1 of the Public School Code and include revenue for medical, dental, nurse and Act 25 health services.

7340 State Property Tax Reduction Allocation

Revenue received from the Commonwealth of PA designated for school district property tax reduction. Payments are made in accordance with section 505 of Special Session Act 1 of 2006.

7361 School Safety and Security Grants

Revenue received from the Pennsylvania Commission on Crime and Delinquency (PCCD) for the School Safety and Security Grant program in accordance with Article XIII-B of the PA School Code, as amended by Act 44 of 2018.

North Penn School District
2021-2022 Budget

7521 Continuity of Education and Equity Grants

Revenue received from the Commonwealth of PA for equity grants for LEAs to purchase computer equipment such as laptops, tablets, and internet hot spots, or to use towards providing instructional materials such as paper lessons and coursework.

7599 Other State revenue not listed elsewhere in the 7000 series

Revenue received not specifically accounted for elsewhere in the 7000 series of accounts. Include in this revenue code payments received for ELECT, school demonstration grants and from other State agencies such as the Department of Environmental Resources and DCED.

7810 State Share of Social Security and Medicare Taxes

Revenue received from the Commonwealth of PA designated as the Commonwealth's matching share of the employer's contribution of the Social Security and Medicare Taxes for covered employees who are not federally funded.

7820 State Share of Retirement Contributions

Revenue received from the Commonwealth of PA designated as the Commonwealth's matching share of the employer's contribution of Retirement Contributions for active members of the Public School Employees Retirement System.

8390 Other Restricted Federal Grants-In-Aid Directly from the Federal Government

Revenue received directly from the Federal Government not specified elsewhere in the 8300 series of accounts. Include here ERRP (Early Retiree Reinsurance Program).

8514 NCLB, Title I – Improving the Academic Achievement of the Disadvantaged

Revenue received for the education of disadvantaged children under NCLB, Title I. Funding for programs such as Keystones to Opportunities, School Improvement Grants, Comprehensive School Reform Program, Reading First, Even Start, and Improving Literacy Through Libraries (list not all inclusive) should be recorded in this account.

8515 NCLB, Title II – Preparing, Training and Recruiting High Quality Teachers and Principals

Revenue received for the education of children under NCLB Title II. Improving Teacher Quality, and Eisenhower Professional Development (list not all inclusive) are samples of funding.

8516 NCLB, Title III – Language Instruction for Limited English Proficient and Immigrant Students

Revenue received for the education of children under NCLB, Title III. Includes Grants for English Language Acquisition, and Technology Literacy Challenge (list not all inclusive).

North Penn School District
2021-2022 Budget

8517 Title IV

Revenue received for the education of children under ESEA, Title IV. Includes funding for Safe and Drug Free Schools and Communities, 21st Century Learning Communities, and Student Support and Academic Enrichment.

8741 Elementary and Secondary School Emergency Relief Fund (ESSER)

Emergency relief funds to address the impact that Novel Coronavirus Disease 2019 (COVID-19) has had, and continues to have, on elementary and secondary schools across the nation.

8742 Governor's Emergency Education Relief Fund (GEER)

Emergency relief funds authorized by the CARES-Act disbursed under the direction of State governors to address the impact of COVID-19.

8743 Elementary and Secondary School Emergency Relief Fund (ESSER II)

Emergency relief funds authorized by the CRRSA Act to address the impact that Novel Coronavirus Disease 2019 (COVID-19) has had, and continues to have, on elementary and secondary schools across the nation.

8744 Elementary and Secondary School Emergency Relief Fund (ARP ESSER III)

Emergency relief funds authorized by the ARP Act to address the impact that Novel Coronavirus Disease 2019 (COVID-19) has had, and continues to have, on elementary and secondary schools across the nation.

8746 ARP IDEA

Supplemental IDEA funds authorized by the ARP Act.

8749 Other CARES Act Funding

CARES Act, CRRSA Act, and ARP Act funding not specified above.

8810 School Based Access Medicaid Reimbursement Program (SBAP) Reimbursements (ACCESS)

SBAP is an MA program that reimburses school entities for direct, eligible health-related services including transportation. These services are provided to MA enrolled, special needs students, and reimbursement claims are processed through Public Consulting Group. Reimbursable services include, but are not limited to, occupational therapy, physical therapy and psychological counseling. Payments for SBAP costs come from the Department of Education (PDE) through the completion of the PDE-352 ACCESS Funds Request Form.

North Penn School District
2021-2022 Budget

8820 Medical Assistance Reimbursement for Administrative Claiming (Quarterly) Program

The Administrative Claiming Program reimburses LEAs for the costs associated with administrative Medicaid-related activities. These funds also include the partial reimbursement that schools receive on behalf of the service fees paid to Public Consulting Group for the processing of their SBAP claims. Payments for SBAP Administrative Claiming are received from the Department of Public Welfare. Expenditures utilizing this source of funding should be reported as federal expenditures on the Annual Financial Report.

9000 Other Financing Sources

Other financing sources include governmental fund general long-term debt proceeds, interfund transfers-in, proceeds of fixed asset dispositions and other transfer-in and receipts. Such amounts are classified separately from revenues. (Other Financing Sources represent revenues in the Debt Service Fund.)

Expenditure Codes

Expenditure Functions

The Function describes the activities for which a service or material is acquired. The functions of an LEA are classified into five broad areas:

- 1) Instruction
- 2) Support Services
- 3) Operation of Non-Instructional Services
- 4) Facilities Acquisition, Construction and Improvement Services
- 5) Other Financing Uses

Functions consist of activities, which have somewhat the same general operational objectives.

1100 Regular Programs – Elementary/Secondary

Activities designed to provide grades K–12 students with learning experiences to prepare them for activities as citizens, family members, and non-vocational workers as contrasted with programs designed to improve or overcome physical, mental, social and/or emotional handicaps.

1200 Special Programs – Elementary/Secondary

Activities designed primarily for students having special needs. The Special Programs include support classes for pre-kindergarten, kindergarten, elementary and secondary students identified as exceptional.

North Penn School District
2021-2022 Budget

1300 Vocational Education

PDE approved programs under public supervision and control that provide organized learning experiences designed to develop skills, knowledge, attitudes and work habits in order to prepare individuals for entrance into and progress through various levels of employment in occupational fields including agriculture, business, distribution, health, gainful and useful home economics, and trade and industry. PDE approved programs are those programs approved by the Pennsylvania Department of Education as reflected in the approved program listing of the Career and Technical Education Information System (CATS).

1400 Other Instructional Programs – Elementary/Secondary

Activities that provide grades K-12 students with learning experiences not included in the function codes 1100-1300, 1500, 1600 and 1800.

1800 Pre-Kindergarten

Activities designed to provide Pre-K students with learning experiences to prepare them for activities as citizens, family members, and non-vocational workers as contrasted with programs designed to improve or overcome physical, mental, social and / or emotional handicaps.

2100 Support Services - Students

Activities designed to assess and improve the well-being of students to supplement the teaching process and to meet the applicable provisions of Article XIII of the Public School Code of 1949, as amended, and Chapter 7 of the State Board of Education Regulations. Included in this sub-function are program coordination, consultation, and services to the pupil personnel staff of an LEA.

2200 Support Services – Instructional Staff

Activities associated with assisting, supporting, advising and directing the instructional staff with or on the content and process of providing learning experiences for students.

2300 Support Services - Administration

Activities concerned with establishing and administering policy in connection with operating the LEA.

2400 Support Services – Pupil Health

Physical and mental health services, which are not direct instruction. Included are activities that provide students with appropriate medical, dental and nurse services.

2500 Support Services – Business

Activities concerned with paying, transporting, exchanging and maintaining goods and services for the LEA. Included are the fiscal and internal services necessary for operating the LEA.

North Penn School District
2021-2022 Budget

2600 Operation and Maintenance of Plant Services

The activities concerned with keeping the physical plant open, comfortable and safe for use, and keeping the grounds, buildings and equipment in effective working condition and state of repair.

2700 Student Transportation Services

Expenditures include those activities concerned with the conveyance of students to and from school, as provided by State and Federal law. It includes transportation costs only for trips between home and school and from school to school.

2800 Support Services - Central

Activities, other than general administration, which support each of the other instructional and supporting services program. These activities include planning, research, development, evaluation, information, staff and data processing services.

2900 Other Support Services

All other support services not classified elsewhere in the 2000 series.

3200 Student Activities

School sponsored activities under the guidance and supervision of the LEA staff.

3300 Community Services

Those activities concerned with providing community services to students, staff or other community participants. Examples of this function would be the operation of a community swimming pool, a recreation program for the elderly, a child-care center for working mothers, etc.

4600 Existing Building Improvement Services

Record to this sub function the capital expenditures incurred to renovate or improve existing buildings, service systems and other built-in equipment. Capital expenditures include non-routine and extraordinary (or substantial) costs incurred to maintain or improve buildings, service systems and other built-in equipment.

5110 Debt Service

This account is used to record and accumulate expenditures incurred to retire current year principal and interest payments on long-term debt other than refunded bond issues.

5130 Refund of Prior Year Revenues/Receipts

Record to this account the recognition of all refunds of prior year revenues and receipts. This account is also used to record refunds and deductions taken from your State subsidies to adjust for prior year

North Penn School District
2021-2022 Budget

audits and subsidy calculation changes. This account should be reported as an expenditure on your financial statements consistent with GASB #33.

5200 Interfund Transfers - Out

Included are transactions that withdraw money from one fund and place it in another without recourse.

5900 Budgetary Reserve

Budgetary Reserve is not an expenditure function or account. It is strictly a budgetary account.

In addition to the appropriations, it is a sound management practice to provide for operating contingencies through a Budgetary Reserve. Experience indicates that there are certain variables over which control is impossible regardless of the care with which the budget is prepared. These variables include unpredictable changes in the costs of goods and services, and the occurrences of events which are vaguely perceptible during the time of budget preparations, but which nevertheless, may require expenditures by the LEA during the year for which the budget is being prepared.

Even though the operating contingencies for which provision is being made may contain certain unknowns, the Budgetary Reserve should be composed of components for which estimates are made. For example, there may be Federal, State or local programs, which may or may not, require expenditures by the school system in the fiscal year for which the budget is being prepared.

Rather than provide for such contingencies by “padding” the functional appropriations, it is preferable to limit the functional appropriations to amounts that are supportable by estimates based upon financial, enrollment and other statistics as related to the more definite educational plans and programs for the budget year, and earmark a reserve for the less predictable requirements. The Budgetary Reserve should be reasonable in amount and in proper proportion to the known operating requirements of the LEA.

Expenditures may not be made against the Budgetary Reserve, but only against the line items, which appear throughout the functional appropriations. Whatever may be needed from the Budgetary Reserve may not be used until after transfer from the Reserve to the line items against which the expenditures are to be charged. Each such transfer requires the prior authorization of the Board of School Directors, and may be made only during the last nine (9) months of the fiscal year.

To the extent that the contingencies for which the Budgetary Reserve has been provided fail to materialize in the budget year, there will be a balance remaining in the Budgetary Reserve at the close of the budget year. If covered by revenues realized during the budget year, as it should be in all school systems operating on a pay-as-you-go basis, such a balance becomes a part of the total resources available for application against the requirements of the next fiscal year.

Expenditure Objects

The Object Dimension is the service or commodity bought. This manual identifies nine (9) major object categories:

- Personnel Services – Salaries
- Personnel Services – Employee Benefits
- Purchased Professional and Technical Services
- Purchased Property Services
- Other Purchased Services
- Supplies
- Property
- Other Objects
- Other Financing Uses

100 Personnel Services - Salaries

Gross salaries paid to employees of the LEA who are considered to be in positions of a permanent nature or hired temporarily, including personnel substituting for those in permanent positions. This includes gross salary for personnel services rendered while on the payroll of the LEA.

200 Personnel Services – Employee Benefits

Amounts paid by the LEA on behalf of employees; these amounts are not included in gross salary, but are in addition to that amount. Such payments are fringe benefit payments; and, while not paid directly to employees, are part of the cost of personnel services.

300 Purchased Professional and Technical Services

Services that by their nature require persons or firms with specialized skills and knowledge. Included are the services of architects, engineers, auditors, dentists, medical doctors, lawyers, consultants, teachers, accountants, tax collectors etc. Payments for services provided by Intermediate Units to LEAs should be recorded to this object.

400 Purchased Property Services

Services purchased to operate, repair, maintain and rent property owned and / or used by the LEA. These services are performed by persons other than LEA employees

500 Other Purchased Services

Amounts paid for services not provided by LEA personnel but rendered by organizations or personnel, other than Professional and Technical Services and Purchased Property Services.

North Penn School District
2021-2022 Budget

600 Supplies

Amounts paid for material items of an expendable nature that are consumed, worn out, or deteriorate in use; or items that lose their identity through fabrication or incorporation into different or more complex units or substances.

700 Property

Expenditures for the acquisition of fixed / capital assets, including expenditures for land or existing buildings and improvements of grounds; initial equipment; additional equipment and replacement of equipment.

800 Other Objects

Amounts paid for expenditures not otherwise classified in objects 100 through 700.

900 Other Uses of Funds

This series of codes is used to classify transactions which record redemption of principal on long-term debt, authority obligations, fund transfers, and transfers to component units (as defined by GASB Statement #14).

Financial Section

North Penn School District

2021-2022 Budget



North Penn School District
Lansdale, Pennsylvania
www.npenn.org
Dr. Curtis Dietrich, Superintendent

THIS PAGE INTENTIONALLY LEFT BLANK

North Penn School District
2021-2022 Budget

Summary of All Funds

A portion of the General Fund's fund balance has been committed to minimize the impact of projected retirement contributions on the District's taxpayers.

The following is a summary of the 2021-2022 Budgets for each of the District's funds. Budgeted revenues include resources from local, state, and federal sources and expenditures represent those resources allocated towards supporting the District's programs and services.

SUMMARY OF ALL FUNDS								
	Actual 2017-2018	Actual 2018-2019	Actual 2019-2020	Budget 2020-2021	Budget 2021-2022	Projection 2022-2023	Projection 2023-2024	Projection 2024-2025
TOTAL OF ALL FUNDS								
Fund Balance July 1, 20XX	\$ 73,166,575	\$ 71,346,675	\$ 93,614,645	\$ 91,475,691	\$ 77,312,844	\$ 64,839,592	\$ 60,263,450	\$ 62,164,205
Revenue								
Local Sources	204,542,074	210,859,937	212,324,312	217,308,276	222,048,881	235,932,112	246,414,121	257,374,230
State Sources	50,526,297	52,926,020	53,991,358	55,043,161	56,669,088	59,275,540	61,036,250	62,828,009
Federal Sources	5,607,663	5,808,208	6,485,134	8,081,210	15,496,263	9,563,300	9,664,824	5,281,304
Other Sources	31,120,887	49,950,407	81,489,340	31,449,343	31,403,932	32,031,811	32,672,247	33,325,492
Total Revenue	291,796,921	319,544,572	354,290,144	311,881,990	325,618,164	336,802,763	349,787,442	358,809,035
Expenditures								
Salaries	126,248,356	130,121,604	134,957,561	139,311,677	144,657,456	148,281,646	151,997,965	155,812,448
Benefits	103,077,823	103,413,521	107,914,928	114,350,047	115,695,847	119,905,105	123,382,266	127,656,443
Purchased Prof. Services	9,884,037	8,736,353	10,312,358	11,116,053	12,282,973	12,284,008	12,641,207	13,009,137
Purchased Property Services	10,295,736	6,038,636	3,050,947	11,144,683	12,622,367	8,790,317	6,352,055	6,415,649
Other Purchased Services	13,680,128	16,514,929	17,120,318	18,477,108	20,431,975	21,045,113	21,676,650	22,327,140
Supplies and Books	9,440,347	11,402,194	10,971,049	11,753,954	12,310,846	12,671,951	13,097,553	13,538,194
Property and Equipment	2,445,751	3,844,401	4,743,936	1,775,703	4,474,815	4,422,839	4,549,555	4,680,074
Other Objects	4,560,510	3,860,689	6,832,720	6,929,195	6,868,137	4,127,926	3,860,436	3,579,779
Other Uses of Funds	13,855,094	13,294,275	60,475,281	11,403,000	8,747,000	9,800,000	10,279,000	10,581,000
Total Expenditures	293,487,782	297,226,602	356,379,098	326,261,420	338,091,416	341,328,905	347,836,687	357,599,864
Excess of Revenue Over (Under) Expenditures	(1,690,861)	22,317,970	(2,088,954)	(14,379,430)	(12,473,252)	(4,526,142)	1,950,755	1,209,171
Fund Transfers/Other Financing	(129,039)	(50,000)	(50,000)	216,583	-	(50,000)	(50,000)	(50,000)
Net Change in Fund Balance	(1,819,900)	22,267,970	(2,138,954)	(14,162,847)	(12,473,252)	(4,576,142)	1,900,755	1,159,171
Fund Balance June 30, 20XX	\$ 71,346,675	\$ 93,614,645	\$ 91,475,691	\$ 77,312,844	\$ 64,839,592	\$ 60,263,450	\$ 62,164,205	\$ 63,323,376

**North Penn School District
2021-2022 Budget**

	Actual 2017-2018	Actual 2018-2019	Actual 2019-2020	Budget 2020-2021	Budget 2021-2022	Projection 2022-2023	Projection 2023-2024	Projection 2024-2025
GENERAL FUND								
Fund Balance July 1, 20XX	\$ 41,017,478	\$ 40,917,813	\$ 41,114,415	\$ 37,888,161	\$ 31,482,911	\$ 25,693,963	\$ 24,359,364	\$ 30,817,823
Revenue								
Local Sources	198,901,176	204,623,107	207,421,572	211,654,222	218,876,813	230,663,596	241,041,155	251,894,725
State Sources	50,377,168	52,762,164	53,883,566	54,885,476	56,669,088	59,112,942	60,870,400	62,658,842
Federal Sources	2,865,163	2,961,612	3,637,347	5,112,172	10,296,297	6,501,759	6,542,052	2,096,077
Other Sources	158,715	97,542	51,231,031	65,000	10,000	10,000	10,000	10,000
Total Revenue	252,302,222	260,444,425	316,173,516	271,716,870	285,852,198	296,288,297	308,463,607	316,659,644
Expenditures								
Salaries	122,698,255	126,429,663	131,099,235	135,382,978	140,811,218	144,331,498	147,939,785	151,638,280
Benefits	74,532,056	74,805,648	78,190,196	81,156,178	82,594,067	86,116,857	88,892,989	92,451,260
Purchased Prof. Services	8,882,298	7,875,016	8,600,372	10,598,258	11,363,829	11,704,744	12,055,886	12,417,563
Purchased Prop. Services	1,696,154	1,904,691	1,656,391	1,931,043	1,943,536	2,001,842	2,061,897	2,123,754
Other Purchased Services	13,648,291	16,448,405	16,507,438	18,440,458	20,384,331	20,995,861	21,625,737	22,274,509
Supplies and Books	7,111,010	9,139,117	8,995,707	9,295,216	10,080,260	10,382,668	10,694,148	11,014,972
Property and Equipment	1,877,488	3,434,564	4,680,514	1,340,842	3,945,380	4,063,741	4,185,653	4,311,223
Other Objects	4,461,486	3,726,970	6,719,636	6,843,730	6,783,572	4,040,500	3,770,053	3,486,339
Other Uses of Funds	13,807,564	13,174,553	60,450,281	11,400,000	8,747,000	9,800,000	10,279,000	10,581,000
Total Expenditures	248,714,602	256,938,627	316,899,770	276,388,703	286,653,193	293,437,711	301,505,148	310,298,900
Excess of Revenue Over (Under) Expenditures	3,587,619	3,505,798	(726,254)	(4,671,833)	(800,995)	2,850,586	6,958,459	6,360,744
Fund Transfers	(3,687,284)	(3,309,196)	(2,500,000)	(1,733,417)	(4,987,953)	(4,185,185)	(500,000)	(500,000)
Net Change in Fund Balance	(99,665)	196,602	(3,226,254)	(6,405,250)	(5,788,948)	(1,334,599)	6,458,459	5,860,744
Fund Balance June 30, 20XX	\$ 40,917,813	\$ 41,114,415	\$ 37,888,161	\$ 31,482,911	\$ 25,693,963	\$ 24,359,364	\$ 30,817,823	\$ 36,678,567

**NOTE: 2020-2021 General Fund results showed an actual surplus of \$4,348,661. An additional \$3,500,000 was board approved to be transferred to the Capital Projects Fund (Capital Reserve Fund).*

CAPITAL PROJECTS FUND								
Fund Balance July 1, 20XX	\$ 19,287,582	\$ 13,202,874	\$ 31,666,106	\$ 31,088,794	\$ 23,246,089	\$ 16,530,461	\$ 13,429,802	\$ 9,143,958
Revenue								
Local Sources	142,787	408,697	456,481	125,000	80,000	35,000	35,000	35,000
State Sources	-	-	-	-	-	-	-	-
Federal Sources	-	-	-	-	-	-	-	-
Other Sources	-	19,993,340	-	-	-	-	-	-
Total Revenue	142,787	20,402,037	456,481	125,000	80,000	35,000	35,000	35,000
Expenditures								
Salaries	-	-	-	-	-	-	-	-
Benefits	-	-	-	-	-	-	-	-
Purchased Prof. Services	765,131	650,615	1,553,734	390,015	730,750	385,000	385,000	385,000
Purchased Property Services	8,559,413	4,085,752	1,360,531	9,152,690	10,627,831	6,735,844	4,235,844	4,235,844
Other Purchased Services	-	8,700	550,105	-	-	-	-	-
Supplies and Books	58,148	10,999	9,173	50,000	50,000	-	-	-
Property and Equipment	506,084	337,302	5,788	375,000	375,000	200,000	200,000	200,000
Other Objects	26,003	59,911	54,462	-	-	-	-	-
Other Uses of Funds	-	94,722	-	-	-	-	-	-
Total Expenditures	9,914,779	5,248,001	3,533,793	9,967,705	11,783,581	7,320,844	4,820,844	4,820,844
Excess of Revenue Over (Under) Expenditures	(9,771,992)	15,154,036	(3,077,312)	(9,842,705)	(11,703,581)	(7,285,844)	(4,785,844)	(4,785,844)
Fund Transfers/Other Financing	3,687,284	3,309,196	2,500,000	2,000,000	4,987,953	4,185,185	500,000	500,000
Net Change in Fund Balance	(6,084,708)	18,463,232	(577,312)	(7,842,705)	(6,715,628)	(3,100,659)	(4,285,844)	(4,285,844)
Fund Balance June 30, 20XX	\$ 13,202,874	\$ 31,666,106	\$ 31,088,794	\$ 23,246,089	\$ 16,530,461	\$ 13,429,802	\$ 9,143,958	\$ 4,858,114

North Penn School District
2021-2022 Budget

ENTERPRISE FUNDS

Fund Balance July 1, 20XX	\$ 1,610,126	\$ 1,621,717	\$ 1,923,468	\$ 1,048,327	\$ 1,060,935	\$ 1,081,259	\$ 929,375	\$ 646,515
Revenue								
Local Sources	5,405,698	5,592,527	4,222,101	5,456,554	3,081,068	5,222,516	5,326,966	5,433,505
State Sources	149,129	163,856	107,792	157,685	-	162,598	165,850	169,167
Federal Sources	2,742,500	2,846,596	2,847,787	2,969,038	5,199,966	3,061,541	3,122,772	3,185,227
Other Sources	-	-	-	-	-	-	-	-
Total Revenue	8,297,327	8,602,979	7,177,680	8,583,277	8,281,034	8,446,655	8,615,588	8,787,899
Expenditures								
Salaries	3,550,101	3,691,941	3,858,326	3,928,699	3,846,238	3,950,148	4,058,180	4,174,168
Benefits	1,918,643	1,847,666	1,816,617	1,839,526	1,745,123	1,804,458	1,865,811	1,929,248
Purchased Prof. Services	173,726	182,183	123,860	97,780	151,119	156,243	161,540	167,017
Purchased Property Services	40,169	48,193	34,025	60,950	51,000	52,631	54,314	56,051
Other Purchased Services	31,837	57,824	62,775	36,650	47,644	49,252	50,913	52,631
Supplies - Food and Consum.	2,271,189	2,252,078	1,966,169	2,408,738	2,180,586	2,289,283	2,403,405	2,523,222
Property and Equipment	62,179	72,535	57,634	59,861	154,435	159,098	163,902	168,851
Other Objects	73,021	73,808	58,415	85,465	84,565	87,426	90,383	93,440
Other Uses of Funds	35,832	25,000	25,000	3,000	-	-	-	-
Total Expenditures	8,156,697	8,251,228	8,002,821	8,520,669	8,260,710	8,548,539	8,848,448	9,164,628
Excess of Revenue Over (Under) Expenditures	140,630	351,751	(825,141)	62,608	20,324	(101,884)	(232,860)	(376,729)
Fund Transfers/Other Financing	(129,039)	(50,000)	(50,000)	(50,000)	-	(50,000)	(50,000)	(50,000)
Net Change in Fund Balance	11,591	301,751	(875,141)	12,608	20,324	(151,884)	(282,860)	(426,729)
Fund Balance June 30, 20XX	\$ 1,621,717	\$ 1,923,468	\$ 1,048,327	\$ 1,060,935	\$ 1,081,259	\$ 929,375	\$ 646,515	\$ 219,786

INTERNAL SERVICE FUND

Fund Balance July 1, 20XX	\$ 11,251,389	\$ 15,604,270	\$ 18,910,655	\$ 21,450,408	\$ 21,522,908	\$ 21,533,908	\$ 21,544,908	\$ 21,555,908
INTERNAL SERVICE FUND								
Fund Balance July 1, 20XX	\$ 11,251,389	\$ 15,604,270	\$ 18,910,655	\$ 21,450,408	\$ 21,522,908	\$ 21,533,908	\$ 21,544,908	\$ 21,555,908
Revenue								
Local Sources	92,413	235,606	224,158	72,500	11,000	11,000	11,000	11,000
State Sources	-	-	-	-	-	-	-	-
Federal Sources	-	-	-	-	-	-	-	-
Other Sources	30,962,172	29,859,525	30,258,309	31,384,343	31,393,932	32,021,811	32,662,247	33,315,492
Total Revenue	31,054,585	30,095,131	30,482,467	31,456,843	31,404,932	32,032,811	32,673,247	33,326,492
Expenditures								
Salaries	-	-	-	-	-	-	-	-
Benefits	26,627,124	26,760,207	27,908,115	31,354,343	31,356,657	31,983,790	32,623,466	33,275,935
Purchased Prof. Services	62,882	28,539	34,392	30,000	37,275	38,021	38,781	39,557
Purchased Property Services	-	-	-	-	-	-	-	-
Other Purchased Services	-	-	-	-	-	-	-	-
Supplies and Books	-	-	-	-	-	-	-	-
Property and Equipment	-	-	-	-	-	-	-	-
Other Objects	-	-	207	-	-	-	-	-
Other Uses of Funds	11,698	-	-	-	-	-	-	-
Total Expenditures	26,701,704	26,788,746	27,942,714	31,384,343	31,393,932	32,021,811	32,662,247	33,315,492
Excess of Revenue Over (Under) Expenditures	4,352,881	3,306,385	2,539,753	72,500	11,000	11,000	11,000	11,000
Net Change in Fund Balance	4,352,881	3,306,385	2,539,753	72,500	11,000	11,000	11,000	11,000
Fund Balance June 30, 20XX	\$ 15,604,270	\$ 18,910,655	\$ 21,450,408	\$ 21,522,908	\$ 21,533,908	\$ 21,544,908	\$ 21,555,908	\$ 21,566,908

General Fund

The General Fund is the main operating fund of the District. It is used to account for all financial resources except those required to be accounted for in another fund and is where operating revenue and expenditures are budgeted and recorded. Currently \$16.8M of fund balance has been committed for projected retirement contribution increases and \$2.7M of fund balance has been assigned for self-funded insurance costs.

North Penn School District
2021-2022 Budget

GENERAL FUND SUMMARY								
	Actual 2017-2018	Actual 2018-2019	Actual 2019-2020	Budget 2020-2021	Budget 2021-2022	Projection 2022-2023	Projection 2023-2024	Projection 2024-2025
Fund Balance July 1, 20XX	\$ 41,017,477	\$ 40,917,813	\$ 41,114,415	\$ 37,888,161	\$ 31,482,911	\$ 25,693,963	\$ 24,359,364	\$ 30,817,823
Revenue								
Local Sources	198,901,176	204,623,107	207,421,572	211,654,222	218,876,813	230,663,596	241,041,155	251,894,725
State Sources	50,377,168	52,762,164	53,883,566	54,885,476	56,669,088	59,112,942	60,870,400	62,658,842
Federal Sources	2,865,163	2,961,612	3,637,347	5,112,172	10,296,297	6,501,759	6,542,052	2,096,077
Other Sources	158,715	97,542	51,231,031	65,000	10,000	10,000	10,000	10,000
Total Revenue	252,302,222	260,444,425	316,173,516	271,716,870	285,852,198	296,288,297	308,463,607	316,659,644
Expenditures								
Salaries	122,698,255	126,429,663	131,099,235	135,382,978	140,811,218	144,331,498	147,939,785	151,638,280
Benefits	74,532,056	74,805,648	78,190,196	81,156,178	82,594,067	86,116,857	88,892,989	92,451,260
Purchased Prof. Services	8,882,298	7,875,016	8,600,372	10,598,258	11,363,829	11,704,744	12,055,886	12,417,563
Purchased Prop. Services	1,696,154	1,904,691	1,656,391	1,931,043	1,943,536	2,001,842	2,061,897	2,123,754
Other Purchased Services	13,648,291	16,448,405	16,507,438	18,440,458	20,384,331	20,995,861	21,625,737	22,274,509
Supplies and Books	7,111,010	9,139,117	8,995,707	9,295,216	10,080,260	10,382,668	10,694,148	11,014,972
Property and Equipment	1,877,488	3,434,564	4,680,514	1,340,842	3,945,380	4,063,741	4,185,653	4,311,223
Other Objects	4,461,486	3,726,970	6,719,636	6,843,730	6,783,572	4,040,500	3,770,053	3,486,339
Other Uses of Funds	13,807,564	13,174,553	60,450,281	11,400,000	8,747,000	9,800,000	10,279,000	10,581,000
Total Expenditures	248,714,602	256,938,627	316,899,770	276,388,703	286,653,193	293,437,711	301,505,148	310,298,900
Excess of Revenue Over (Under) Expenditures	3,587,620	3,505,798	(726,254)	(4,671,833)	(800,995)	2,850,586	6,958,459	6,360,744
Fund Transfers	(3,687,284)	(3,309,196)	(2,500,000)	(1,733,417)	(4,987,953)	(4,185,185)	(500,000)	(500,000)
Net Change in Fund Balance	(99,664)	196,602	(3,226,254)	(6,405,250)	(5,788,948)	(1,334,599)	6,458,459	5,860,744
Fund Balance June 30, 20XX	\$ 40,917,813	\$ 41,114,415	\$ 37,888,161	\$ 31,482,911	\$ 25,693,963	\$ 24,359,364	\$ 30,817,823	\$ 36,678,567

**NOTE: 2020-2021 General Fund results showed an actual surplus of \$4,348,661. An additional \$3,500,000 was board approved to be transferred to the Capital Projects Fund (Capital Reserve Fund).*

General Fund Revenue

The General Fund of the District is funded from local, state, and federal sources of revenue. Local revenue is the largest source of revenue which accounts for 76% of the \$285,852,198 in total budgeted revenue for the 2021-2022 fiscal year. The remaining 24% of revenue budgeted is comprised of state subsidies and grants (20%) as well as federal grant money (4%) and a minimum amount of other financing sources.

Local Sources

The largest portion of local revenue is made up of current taxes on real estate. Local current real estate tax revenue is budgeted to be \$190,286,500 which is 87% of local revenue sources budgeted and 67% of total revenue sources budgeted. Current real estate tax revenue budgeted is \$6,102,436 higher than budgeted in the previous year. The North Penn School District lies in Montgomery and Bucks Counties so there are two real estate tax bases that make up current real estate tax revenue. The assessed property values for Bucks County is \$2,853,106 and Montgomery County is \$7,314,708,007 for the 2021-2022 school year.

The second largest source of local revenue is from proportional tax assessments including earned income taxes (EIT) and real estate transfer taxes. Both of these taxes are collected at a rate of 50% of the total tax levy. The remaining 50% is received by the local municipality. The District anticipates collecting \$18.6 million in EIT revenue and \$3.6 million in real estate transfer taxes. Other

North Penn School District
2021-2022 Budget

local sources of revenue include interim and delinquent payments on real estate taxes, earnings on investments, revenues from district activities, and other various sources.

State Sources

State sources comprise 20% of the total budget at \$56,669,088 which is an increase of \$1,783,612 from the 2020-2021 fiscal year. State sources include subsidies from basic education, special education, transportation, and rental (or building reimbursement) payments.

The largest line item in state sources comes from the state's share of retirement contributions. The state reimburses the District for half of its Pennsylvania School Employee's Retirement System (PSERS) retirement costs. For 2021-2022, the rate that the District pays into PSERS is 34.94% for qualifying earnings and in return the state reimburses half of this expense. This amount is \$24,059,388 which is a \$1,342,276 (5.91%) increase from the previous year. This increase is attributed to an increase in salaries, as well as an increase in the contribution rate from 34.51% to 34.94%, and an addition of temporary virtual teachers. The state also reimburses districts for one half of their Social Security and Medicare taxes which in 2021-2022 equates to \$5,321,854.

The District also receives money from the state to offset property taxes from Act 1 of 2006. These funds are collected by the state through gaming revenues and other tax programs which are then distributed to school districts to pass on as a tax reduction to approved homestead and farmstead properties to reduce property taxes. This allocation for the 2021-2022 school year is \$5,189,050 which equates to a tax reduction of \$213.00 for each eligible property.

Federal Sources

Revenue from federal sources is comprised primarily of grant money for specific programs. The District receives money for the following programs:

- Title I - Improving the Academic Achievement of the Disadvantaged
- Title II - Prepare, Train, and Recruit Highly Qualified Teachers and Principals
- Title III - Language Instruction of LEP and Immigrant Students
- Title IV – Student Support and Academic Enrichment
- Elementary and Secondary School Emergency Relief Funds (CARES Act, CRRSA, and ARP)

The District also receives monies through the School-Based Access Medicaid Program which provides reimbursement for eligible health care service costs.

North Penn School District
2021-2022 Budget

General Fund Revenue Detail

	Actual 2017-2018	Actual 2018-2019	Actual 2019-2020	Budget 2020-2021	Budget 2021-2022
6000 - Revenue from Local Sources					
6111 - Current Real Estate Taxes	\$ 169,642,686	\$ 174,533,429	\$ 177,744,240	\$ 184,184,064	\$ 190,286,500
6112 - Interim Real Estate Taxes	624,327	633,445	1,730,660	800,000	750,000
6113 - Public Utility Realty Tax	187,784	191,716	176,700	180,000	180,000
6114 - Payments in Lieu of Taxes	349	349	349	350	350
6150 - Current Act 511 Taxes	20,502,707	20,714,169	20,511,536	20,731,000	22,200,000
6400 - Delinquent Taxes Levied	2,126,302	2,071,949	1,516,873	2,000,000	1,800,000
6500 - Earnings on Investments	1,634,250	2,931,626	2,347,310	400,000	380,000
6700 - Revenue from Student Activ.	287,851	247,046	245,036	289,000	299,000
6832 - Federal IDEA Pass Through	2,344,497	2,263,215	2,251,801	2,212,308	2,283,963
6910 - Rentals	102,278	96,434	70,494	133,500	183,000
6940 - Tuitions	68,864	66,338	37,593	260,000	-
6944 - Receipts from Other PA LEAS	378,086	230,000	264,928	150,000	200,000
6999 - All Other Local Revenues	1,001,196	636,224	485,615	314,000	314,000
Total from Local Sources	198,901,177	204,615,940	207,383,135	211,654,222	218,876,813
7000 - Revenue from State Sources					
7110 - Basic Education Funding	10,220,015	10,581,534	11,055,327	11,055,329	11,255,329
7112 - Basic Education Funding -Social Security	-	-	4,254,795	5,076,177	5,321,854
7160 - Tuition - Orphans/Priv. Homes	289,622	351,561	325,271	300,000	300,000
7250 - Migratory Child	-	-	160	-	-
7271 - Special Education Funding	6,658,780	6,678,486	6,774,836	6,788,022	6,788,022
7272 - Early Intervention	-	-	-	-	-
7310 - Transportation	2,265,815	2,316,614	2,219,428	2,150,000	2,150,000
7320 - Rental Payments	915,701	1,028,822	966,794	729,891	645,467
7330 - Health Services	287,887	283,048	280,951	285,000	285,000
7340 - State Property Tax Red. Alloc.	5,175,590	5,223,148	5,210,934	5,206,406	5,189,050
7361 - School Safety and Security Grants	-	25,000	216,714	-	97,439
7501 - PA Accountability Grant	577,539	577,539	577,539	577,539	577,539
7599 - Additional Grants	-	449,728	-	-	-
7810 - Social Security Payment Rev.	4,379,727	4,495,202	-	-	-
7820 - Retirement Payment Rev.	19,606,492	20,757,736	22,000,817	22,717,112	24,059,388
Total from State Sources	50,377,168	52,768,418	53,883,566	54,885,476	56,669,088
8000 - Revenue from Federal Sources					
8390 - Restricted Grants	64,588	66,348	71,484	71,000	71,000
8514 - NCLB, Title I	1,267,438	1,210,425	1,145,486	1,270,118	1,450,289
8515 - NCLB, Title II	268,895	235,228	222,750	446,692	483,488
8516 - NCLB, Title III	144,732	157,243	141,991	216,179	252,389
8517 - Title IV	21,253	86,565	98,310	93,134	90,882
8690 - Other Restricted Grants-in-Aid	-	-	-	-	-
8701 - ARRA, IDEA Part B	-	-	-	-	-
8741 - ESSER	-	-	-	1,960,049	787,550
8743 - ESSER II	-	-	-	-	4,139,977
8744 - ARP ESSER	-	-	-	-	1,591,367
8749 - Other CARES Act Funding	-	-	-	-	374,355
8810 - Medical Access Reimb.	1,050,000	1,150,000	1,900,000	1,000,000	1,000,000
8820 - Medical Access Admin Reimb.	48,256	55,802	57,326	55,000	55,000
Total from Federal Sources	2,865,162	2,961,611	3,637,347	5,112,172	10,296,297
9000 - Other Financing Sources	158,715	98,456	51,269,468	65,000	10,000
Grand Total Revenue	\$ 252,302,222	\$ 260,444,425	\$ 316,173,516	\$ 271,716,870	\$ 285,852,198

North Penn School District
2021-2022 Budget

General Fund Expenditures

For the 2021-2022 school year, budgeted expenditures in the General Fund are \$291,641,146 which is an increase of \$13,519,026 (4.86%) from 2020-2021. The largest budget challenge facing the North Penn School District as well as the other 499 public school districts in the Commonwealth is the required contributions to the Pennsylvania State Education Retirement System (PSERS). Districts are required to pay a defined contribution amount towards employee pensions each year to PSERS. For the 2021-2022 school year, this amount is 34.94% which means that for each \$1 in eligible salaries the District must contribute 3.49 cents to PSERS. The total budgeted PSERS expenditure is \$48,540,289 for 2021-2022 which is an increase of \$2,443,161 (5.30%) from the previous year.

Along with the PSERS contribution, the other major items impacting the expenditure budget are as follows:

- Salaries & Benefits – Salaries and related benefits have increased by 3.17%.
- Other Purchased Services – Increase in charter school tuition of approximately \$1.5 million
- Property and Equipment – Increase for purchase of student and teacher technology devices of approximately \$2.5 million.

The net increase in these major items totals \$10,866,129

North Penn School District
2021-2022 Budget

General Fund Expenditure Detail

	Actual 2017-2018	Actual 2018-2019	Actual 2019-2020	Budget 2020-2021	Budget 2021-2022
1100 - Regular Programs					
100 - Salaries	\$ 66,355,379	\$ 67,677,410	\$ 70,356,125	\$ 72,066,638	\$ 75,064,226
200 - Benefits	37,943,675	37,938,718	39,801,161	41,255,028	42,278,640
300 - Purchased Prof. Services	461,518	469,007	266,859	430,611	472,943
400 - Purchased Property Services	42,378	41,817	32,971	67,713	63,935
500 - Other Purchased Services	1,719,802	1,814,483	1,765,955	1,877,099	2,955,438
600 - Supplies and Books	2,027,496	3,633,370	3,675,496	3,598,374	3,974,032
700 - Property and Equipment	1,389,418	1,407,175	2,609,318	192,500	2,646,180
800 - Other Objects	7,204	11,777	-	4,632	4,632
Total Regular Programs	109,946,870	112,993,757	118,507,885	119,492,595	127,460,026
1200 - Special and Gifted Education					
100 - Salaries	21,696,392	22,934,479	22,311,366	23,385,801	23,747,383
200 - Benefits	14,584,065	14,857,062	14,600,443	15,288,938	15,003,188
300 - Purchased Prof. Services	6,423,373	5,032,681	3,854,219	5,135,514	5,526,009
400 - Purchased Property Services	535	398	-	-	-
500 - Other Purchased Services	2,761,758	5,193,191	5,341,077	5,331,541	6,012,178
600 - Supplies and Books	130,109	140,975	131,706	209,813	212,008
700 - Property and Equipment	-	10,082	14,945	-	-
800 - Other Objects	835	1,652	790	500	500
Total Special Education	45,597,067	48,170,520	46,254,546	49,352,107	50,501,266
1300 - Vocational Education					
500 - Other Purchased Services	3,889,430	4,006,309	4,117,389	4,294,228	4,538,915
Total Vocational Education	3,889,430	4,006,309	4,117,389	4,294,228	4,538,915
1400 - Other Instructional Programs					
100 - Salaries	67,031	49,085	50,110	126,955	174,900
200 - Benefits	27,457	20,536	21,249	53,810	74,494
300 - Purchased Prof. Services	213,249	67,565	55,361	65,000	87,000
500 - Other Purchased Services	2,754	106,166	117,337	210,500	70,500
600 - Supplies and Books	-	440	18	4,000	1,000
Total Other Instructional Progra	310,491	243,792	244,075	460,265	407,894
1500 - Nonpublic Programs					
300 - Purchased Prof. Services	22,553	5,741	19,286	24,681	29,222
600 - Supplies and Books	4,786	-	-	-	1,584
Total Nonpublic Programs	27,339	5,741	19,286	24,681	30,806

North Penn School District
2021-2022 Budget

	Actual 2017-2018	Actual 2018-2019	Actual 2019-2020	Budget 2020-2021	Budget 2021-2022
1800 - Pre Kindergarten					
100 - Salaries	28,108	42,224	36,835	31,045	34,665
200 - Benefits	11,327	17,333	15,596	13,089	14,764
600 - Supplies and Books	2,000	-	-	400	400
Total Pre Kindergarten	41,435	59,557	52,431	44,534	49,829
2100 - Pupil Personnel					
100 - Salaries	5,783,483	6,063,485	8,257,572	8,620,784	9,138,354
200 - Benefits	3,365,776	3,480,451	4,789,965	5,006,763	5,208,978
300 - Purchased Prof. Services	25,093	714,740	1,524,295	1,750,186	2,042,421
500 - Other Purchased Services	4,526	3,809	2,902	15,300	15,300
600 - Supplies and Books	56,015	63,569	57,268	146,174	131,288
800 - Other Objects	175	230	980	585	630
Total Pupil Personnel	9,235,068	10,326,284	14,632,982	15,539,792	16,536,971
2200 - Instructional Support					
100 - Salaries	3,396,425	4,139,199	4,560,295	5,007,217	5,516,658
200 - Benefits	2,387,350	2,752,733	3,068,477	3,275,074	3,677,657
300 - Purchased Prof. Services	359,785	387,239	169,222	286,755	274,537
400 - Purchased Property Services	40,315	35,472	37,460	35,000	35,700
500 - Other Purchased Services	38,605	11,909	13,613	43,994	29,850
600 - Supplies and Books	450,207	501,881	668,546	500,481	469,785
700 - Property and Equipment	150,386	86,033	98,907	20,000	37,000
800 - Other Objects	1,981	1,851	2,152	3,688	2,550
Total Instructional Support	6,825,054	7,916,317	8,618,672	9,172,209	10,043,737
2300 - Administration Services					
100 - Salaries	7,432,683	7,477,769	7,699,354	7,425,118	7,713,627
200 - Benefits	4,230,889	4,219,271	4,326,085	4,371,002	4,405,966
300 - Purchased Prof. Services	655,289	406,419	460,832	508,834	546,515
400 - Purchased Property Services	768	-	250	550	1,550
500 - Other Purchased Services	442,597	339,345	378,269	424,638	526,036
600 - Supplies and Books	70,319	95,293	105,054	120,175	115,225
700 - Property and Equipment	-	34,000	-	-	-
800 - Other Objects	22,811	28,631	115,498	25,651	21,671
Total Administration Services	12,855,356	12,600,728	13,085,342	12,875,968	13,330,590

North Penn School District
2021-2022 Budget

	Actual 2017-2018	Actual 2018-2019	Actual 2019-2020	Budget 2020-2021	Budget 2021-2022
2400 - Pupil Health Services					
100 - Salaries	1,847,396	1,940,770	2,059,999	2,109,220	2,125,957
200 - Benefits	1,313,753	1,339,478	1,462,422	1,493,951	1,451,059
300 - Purchased Prof. Services	24,972	22,288	1,573,270	1,390,201	1,411,201
400 - Purchased Property Services	9,394	1,114	735	3,650	3,650
500 - Other Purchased Services	596	249	393	-	-
600 - Supplies and Books	50,857	13,964	29,015	99,418	96,918
800 - Other Objects	25	-	-	25	25
Total Pupil Health Services	3,246,993	3,317,863	5,125,834	5,096,465	5,088,810
2500 - Business Services					
100 - Salaries	1,122,620	1,076,586	1,102,530	1,641,713	1,799,175
200 - Benefits	716,073	684,590	718,137	1,116,199	973,670
300 - Purchased Prof. Services	31,364	32,848	36,757	28,500	58,500
400 - Purchased Property Services	375,744	358,725	253,687	427,885	240,135
500 - Other Purchased Services	18,013	19,344	19,819	21,350	21,450
600 - Supplies and Books	217,350	299,377	263,775	313,889	353,012
800 - Other Objects	46,114	54,464	51,816	64,150	77,750
Total Business Services	2,527,278	2,525,934	2,446,521	3,613,686	3,523,692
2600 - Operation and Maintenance					
100 - Salaries	6,764,406	7,028,971	7,054,378	7,158,239	7,345,240
200 - Benefits	4,736,121	4,559,607	4,494,101	4,578,357	4,601,749
300 - Purchased Prof. Services	82,430	157,181	131,601	186,748	152,005
400 - Purchased Property Services	1,012,745	1,269,556	1,147,455	1,214,172	1,429,588
500 - Other Purchased Services	431,673	434,450	366,629	394,275	458,807
600 - Supplies and Books	2,912,001	3,126,898	3,108,531	3,213,885	3,594,509
700 - Property and Equipment	307,493	359,758	434,221	77,200	237,200
800 - Other Objects	240	-	138	5,700	4,700
Total Operation and Maintenanr	16,247,109	16,936,421	16,737,054	16,828,576	17,823,798
2700 - Transportation Services					
100 - Salaries	4,889,887	4,618,964	4,228,807	4,019,346	4,198,635
200 - Benefits	3,447,916	3,097,735	2,902,371	2,615,106	2,567,013
300 - Purchased Prof. Services	36,680	33,107	32,521	33,240	59,840
400 - Purchased Property Services	145,420	133,543	118,607	79,500	79,500
500 - Other Purchased Services	3,897,982	4,060,901	3,996,620	5,284,914	5,221,352
600 - Supplies and Books	927,158	1,036,774	722,564	795,430	818,940
700 - Property and Equipment	4,496	1,163,987	1,166,061	1,000,000	1,000,000
800 - Other Objects	222	5,483	5,388	5,600	5,600
Total Transportation	13,349,761	14,150,494	13,172,939	13,833,136	13,950,880

North Penn School District
2021-2022 Budget

	Actual 2017-2018	Actual 2018-2019	Actual 2019-2020	Budget 2020-2021	Budget 2021-2022
2800 - Data Processing Services					
100 - Salaries	1,591,966	1,638,044	1,700,699	1,963,492	2,151,193
200 - Benefits	1,116,510	1,166,913	1,289,862	1,294,141	1,548,727
300 - Purchased Prof. Services	276,524	329,538	339,579	501,712	444,701
Services	2,044	6,399	4,491	9,053	9,128
500 - Other Purchased Services	85,718	71,221	76,359	145,410	138,443
600 - Supplies and Books	25,355	65,122	53,334	76,169	82,400
700 - Property and Equipment	-	334,175	362,103	51,142	-
800 - Other Objects	5,575	685	1,404	8,815	8,815
Total Data Processing	3,103,692	3,612,097	3,827,831	4,049,934	4,383,407
2900 - Other Support Services					
100 - Salaries	94,015	50,018	40,904	48,266	32,198
200 - Benefits	42,260	24,101	15,458	18,005	14,011
500 - Other Purchased Services	209,832	223,542	209,412	221,585	227,387
Total Other Support Services	346,107	297,661	265,774	287,856	273,596
3200 - Student Activities					
100 - Salaries	1,627,298	1,691,508	1,639,450	1,777,561	1,764,993
200 - Benefits	608,412	646,651	684,520	776,037	772,443
300 - Purchased Prof. Services	211,283	134,770	91,744	176,275	178,935
Services	47,497	57,666	59,609	93,520	80,350
500 - Other Purchased Services	144,727	162,278	101,384	173,274	168,325
600 - Supplies and Books	170,067	148,405	167,104	199,395	206,290
700 - Property and Equipment	25,695	39,355	-	-	25,000
800 - Other Objects	106,569	117,018	94,020	119,976	113,877
Total Student Activities	2,941,548	2,997,651	2,837,831	3,316,038	3,310,213
3300 - Community Services					
100 - Salaries	1,166	1,149	811	1,583	4,015
200 - Benefits	471	471	350	680	1,708
300 - Purchased Prof. Services	58,184	81,892	44,825	80,000	80,000
500 - Other Purchased Services	280	1,207	280	2,350	350
600 - Supplies and Books	10,014	13,047	7,234	17,613	22,868
Total Community Services	70,115	97,766	53,500	102,226	108,941
4600 - Building Improvement Services	18,995	-	-	-	-
Total Building Improvement	18,995	-	-	-	-
5100 - Debt Service					
800 - Other Objects	4,269,736	3,505,179	6,448,472	3,144,358	2,542,822
900 - Other Uses of Funds	13,807,563	13,174,556	60,450,281	11,400,000	8,747,000
Total Debt Service	18,077,299	16,679,735	66,898,753	14,544,358	11,289,822

North Penn School District
2021-2022 Budget

	Actual 2017-2018	Actual 2018-2019	Actual 2019-2020	Budget 2020-2021	Budget 2021-2022
5200 - Fund Transfers					
900 - Other Uses of Funds	3,687,284	3,309,196	2,500,000	1,733,417	4,987,953
Total Fund Transfers	3,687,284	3,309,196	2,500,000	1,733,417	4,987,953
5500 - Extraordinary Losses					
400 - Purchased Property Services	320	-	-	-	-
600 - Supplies and Books	57,275	-	-	-	-
900 - Other Uses of Funds	-	-	1,125	-	-
Total Debt Service	57,595	-	1,125	-	-
5900 - Budgetary Reserve					
800 - Other Objects	-	-	-	3,460,049	4,000,000
Total Budgetary Reserve	-	-	-	3,460,049	4,000,000
Grand Total Expenditures	\$ 252,401,886	\$ 260,247,823	\$ 319,399,770	\$ 278,122,120	\$ 291,641,146

North Penn School District
2021-2022 Budget

General Fund Expenditure Summary By Location

Location	Department	Actual 2017-2018	Actual 2018-2019	Actual 2019-2020	Budget 2020-2021	Budget 2021-2022
1	Superintendent	963,929	1,205,154	1,138,896	403,125	1,180,452
2	Business Office	25,648,635	24,735,021	74,744,080	26,577,898	26,978,045
4	Human Resources	1,418,222	1,471,396	1,947,423	4,561,263	5,652,515
6	Nutrition Services	136,275	74,119	56,362	66,271	46,209
7	Community Relations	1,283,016	1,330,074	1,510,887	1,282,917	1,269,833
8	Physical Plant	3,829,826	3,947,225	3,699,598	3,651,532	3,808,264
9	Transportation	13,518,097	14,285,303	13,137,595	13,703,455	13,830,807
10	Technology	6,554,232	5,508,885	6,392,925	4,304,721	7,087,012
12	Warehouse	629,481	595,928	664,582	683,537	688,485
13	Assessment	93,022	58,946	62,075	57,209	52,038
14	Dir. Of Elementary Ed.	1,071,082	1,394,243	1,351,239	1,472,657	1,401,020
15	Dir. Of Secondary Ed.	6,272,530	6,261,130	6,159,019	6,442,371	5,031,140
16	Curriculum	2,938,242	4,704,018	5,071,794	5,278,031	8,499,356
17	Special Ed.	48,615,730	51,885,022	52,729,640	55,313,888	57,129,605
18	Security	-	-	476,026	460,697	695,555
20	Bridle Path	5,533,447	5,474,732	6,090,447	6,131,632	6,349,479
21	Gwyn-Nor	6,250,684	6,235,231	6,560,240	6,577,722	6,518,139
22	Gwynedd Square	5,819,058	5,930,960	6,304,930	6,474,865	6,559,381
23	Hatfield	4,883,185	5,405,971	5,958,953	6,079,063	6,111,049
24	Inglewood	4,922,569	5,145,651	5,530,560	5,504,589	5,663,187
25	Knapp	6,161,204	6,172,746	6,586,254	6,892,275	7,049,341
26	Kulp	5,475,820	5,669,558	6,089,682	6,277,306	6,350,822
27	Montgomery	6,539,340	6,458,402	7,139,684	7,319,908	7,485,808
28	Nash	4,382,690	4,737,032	4,799,028	4,748,153	5,284,340
29	North Wales	4,301,761	4,562,878	4,775,004	4,904,898	5,003,144
30	Oak Park	5,086,694	5,058,517	5,599,492	5,728,698	5,972,664
31	Walton Farm	5,553,351	5,825,285	6,189,939	6,405,908	6,944,700
32	York Avenue	3,451,863	3,483,601	4,062,941	4,159,912	4,327,363
50	Pennbrook	10,594,629	10,864,103	11,012,614	11,222,512	11,267,415
60	Pennfield	9,923,152	9,979,818	10,906,109	11,142,396	11,209,711
70	Penndale	14,838,324	15,135,629	15,271,355	15,718,000	16,229,315
80	NPHS	33,641,148	34,567,385	35,411,220	36,584,445	37,765,900
82	NPHS ROTC	268,581	281,977	281,421	288,621	299,943
90	Northbridge	1,802,067	1,801,883	1,687,756	1,701,645	1,899,109
Total Expenditures:		252,401,886	260,247,823	319,399,770	278,122,120	291,641,146

North Penn School District
2021-2022 Budget

General Fund Budget Forecast

The North Penn School District has developed a general fund budget forecast to anticipate future revenues and expenditures and how this will impact the District's fund balance. As with the current year budget, the largest factors in the forecast include ACT 1 and the state budget for revenues as well as salaries, benefits, PSERS retirement contributions, charter schools, special education costs and building improvements.

The following assumptions were made in these forecasts:

- Millage increases equal to the projected Act 1 index each year
- 1st projection year -.3% change in tax base and 2nd and 3rd projection year growth of tax base of .4% per year
- 96.8% tax collection rate
- 2.75% annual increase in earned income tax
- 2% increase for transfer taxes
- Increases at the ACT 1 index percentage for interim taxes and other local revenue
- 2.0% increase to basic education and special education state subsidies
- \$100,000 annual increase property tax reduction allocation and transportation subsidy
- 2% annual increase federal title revenue
- 2.5% increase annually in salaries, net of retirements and new positions
- Pension rates using PSERS projected rates
- 2% change in medical and prescription benefits
- 3.0% increase per year in professional/technical services, purchased property services, other purchased services, supplies, property & equipment, other objects
- Budgetary reserve requirement return to \$1,500,000
- Level capital reserve transfer return to \$500,000 for 2nd and 3rd projection years

The District plans on continuing to explore cost saving options and other revenue sources in the upcoming years. The current fund balance is over 13% of expenditures. The District employs a conservative budgeting approach with sufficient budgetary reserve so that actual results will produce a positive variance from the budget.

North Penn School District
2021-2022 Budget

	2021-2022 Final Budget	2022-2023 Projection	2023-2024 Projection	2024-2025 Projection
Revenues				
Total Net Collectible Current Real Estate Taxes	\$ 190,286,500	\$ 201,272,512	\$ 210,766,938	\$ 220,709,237
Percent Increase Millage	3.00%	3.40%	4.30%	4.30%
Earned Income Tax	\$ 18,600,000	\$ 19,111,500	\$ 19,637,066	\$ 20,177,085
Real Estate Transfer Taxes	\$ 3,600,000	\$ 3,672,000	\$ 3,745,440	\$ 3,820,349
Interim Real Estate Taxes	\$ 750,000	\$ 775,500	\$ 808,847	\$ 843,627
Other Local Revenue	\$ 5,640,313	\$ 5,832,084	\$ 6,082,864	\$ 6,344,427
Total Local Revenue - 6000	\$ 218,876,813	\$ 230,663,596	\$ 241,041,155	\$ 251,894,725
Basic Education Funding	\$ 11,255,329	\$ 11,480,436	\$ 11,710,045	\$ 11,944,246
Special Education Funding	\$ 6,788,022	\$ 6,923,782	\$ 7,062,258	\$ 7,203,503
Property Tax Reduction Allocation	\$ 5,189,050	\$ 5,289,050	\$ 5,389,050	\$ 5,489,050
Retirement Subsidy	\$ 24,059,388	\$ 25,705,440	\$ 26,717,925	\$ 27,749,805
Social Security Subsidy	\$ 5,321,854	\$ 5,520,680	\$ 5,658,697	\$ 5,800,164
Transportation Subsidy	\$ 2,150,000	\$ 2,250,000	\$ 2,350,000	\$ 2,450,000
Other State Revenue	\$ 1,905,445	\$ 1,943,554	\$ 1,982,425	\$ 2,022,074
Total State Revenue - 7000	\$ 56,669,088	\$ 59,112,942	\$ 60,870,400	\$ 62,658,842
Total Federal Revenue - 8000	\$ 10,296,297	\$ 6,501,759	\$ 6,542,052	\$ 2,096,077
Total Other Revenue - 9000	\$ 10,000	\$ 10,000	\$ 10,000	\$ 10,000
Total Revenues	\$ 285,852,198	\$ 296,288,297	\$ 308,463,607	\$ 316,659,644
Expenditures				
Salaries - 100	\$ 140,811,218	\$ 144,331,498	\$ 147,939,785	\$ 151,638,280
Retirement - 230	\$ 48,540,289	\$ 51,410,880	\$ 53,435,850	\$ 55,499,610
Social Security - 220	\$ 10,763,173	\$ 10,949,560	\$ 11,225,594	\$ 11,508,528
Other Employee Benefits - 200	\$ 23,290,605	\$ 23,756,417	\$ 24,231,545	\$ 25,443,122
Purchased Professional & Technical Services - 300	\$ 11,363,829	\$ 11,704,744	\$ 12,055,886	\$ 12,417,563
Purchased Property Services - 400	\$ 1,943,536	\$ 2,001,842	\$ 2,061,897	\$ 2,123,754
Other Purchased Services - 500	\$ 20,384,331	\$ 20,995,861	\$ 21,625,737	\$ 22,274,509
Supplies - 600	\$ 10,080,260	\$ 10,382,668	\$ 10,694,148	\$ 11,014,972
Property - 700	\$ 3,945,380	\$ 4,063,741	\$ 4,185,653	\$ 4,311,223
Interest on Bonds	\$ 2,174,850	\$ 1,913,516	\$ 1,624,259	\$ 1,321,171
Principal on Bonds	\$ 8,747,000	\$ 9,800,000	\$ 10,279,000	\$ 10,581,000
Other Objects - 800	\$ 608,722	\$ 626,984	\$ 645,794	\$ 665,168
Capital Reserve Transfer	\$ 4,987,953	\$ 4,185,185	\$ 500,000	\$ 500,000
Budgetary Reserve	\$ 4,000,000	\$ 1,500,000	\$ 1,500,000	\$ 1,500,000
Total Expenses	\$ 291,641,146	\$ 297,622,896	\$ 302,005,148	\$ 310,798,900
Revenues Over (Under) Expenses	\$ (5,788,948)	\$ (1,334,599)	\$ 6,458,459	\$ 5,860,744
Beginning Fund Balance 7/1 Assigned + Unassigned	\$ 31,482,911	\$ 25,693,963	\$ 24,359,364	\$ 30,817,823
Ending Fund Balance 6/30 Assigned + Unassigned	\$ 25,693,963	\$ 24,359,364	\$ 30,817,823	\$ 36,678,567

North Penn School District
2021-2022 Budget

Capital Project Funds

The capital projects funds are comprised of the capital reserve fund and any capital funds where bond proceeds are deposited to use for construction projects. For 2021-2022, there is a projected beginning fund balance of \$23,246,089 in bond and capital reserve funds available that will be used to finish the following project:

- Renovations/classroom additions to Knapp Elementary School

Annually the district evaluates the General Fund budget results to determine the amount, if any, available to transfer to the Capital Projects Fund to fund major projects.

CAPITAL PROJECTS SUMMARY								
	Actual 2017-2018	Actual 2018-2019	Actual 2019-2020	Budget 2020-2021	Budget 2021-2022	Projection 2022-2023	Projection 2023-2024	Projection 2024-2025
Fund Balance July 1, 20XX	\$ 19,287,582	\$ 13,202,874	\$ 31,666,106	\$ 31,088,794	\$ 23,246,089	\$ 16,530,461	\$ 13,429,802	\$ 9,143,958
Revenue								
Local Sources	142,787	408,697	456,481	125,000	80,000	35,000	35,000	35,000
State Sources	-	-	-	-	-	-	-	-
Federal Sources	-	-	-	-	-	-	-	-
Other Sources	-	19,993,340	-	-	-	-	-	-
Total Revenue	142,787	20,402,037	456,481	125,000	80,000	35,000	35,000	35,000
Expenditures								
Salaries	-	-	-	-	-	-	-	-
Benefits	-	-	-	-	-	-	-	-
Purchased Prof. Services	765,131	650,615	1,553,734	390,015	730,750	385,000	385,000	385,000
Purchased Property Services	8,559,413	4,085,752	1,360,531	9,152,690	10,627,831	6,735,844	4,235,844	4,235,844
Other Purchased Services	-	8,700	550,105	-	-	-	-	-
Supplies and Books	58,148	10,999	9,173	50,000	50,000	-	-	-
Property and Equipment	506,084	337,302	5,788	375,000	375,000	200,000	200,000	200,000
Other Objects	26,003	59,911	54,462	-	-	-	-	-
Other Uses of Funds	-	94,722	-	-	-	-	-	-
Total Expenditures	9,914,779	5,248,001	3,533,793	9,967,705	11,783,581	7,320,844	4,820,844	4,820,844
Excess of Revenue Over (Under) Expenditures	(9,771,992)	15,154,036	(3,077,312)	(9,842,705)	(11,703,581)	(7,285,844)	(4,785,844)	(4,785,844)
Fund Transfers/Other Financing	3,687,284	3,309,196	2,500,000	2,000,000	4,987,953	4,185,185	500,000	500,000
Net Change in Fund Balance	(6,084,708)	18,463,232	(577,312)	(7,842,705)	(6,715,628)	(3,100,659)	(4,285,844)	(4,285,844)
Fund Balance June 30, 20XX	\$ 13,202,874	\$ 31,666,106	\$ 31,088,794	\$ 23,246,089	\$ 16,530,461	\$ 13,429,802	\$ 9,143,958	\$ 4,858,114

North Penn School District
2021-2022 Budget

North Penn School District
Short Term Capital Projects Cash Forecast
(reported on a cash basis)

Fund	Project No.	Projects	Contracts / Budget	6/30/2021		Balance Due
				Total Expenditures / Retainage		
36	853	Inglewood Renovations ^	\$14,950,773	\$14,940,773		\$10,000
31	863	Hatfield Renovations ^	\$19,751,536	\$19,701,536		\$50,000
37	864	Montgomery Renovations ^	\$23,969,283	\$23,919,283		\$50,000
32	894	Asbestos Abatement	\$1,270,758	\$946,813		\$323,945
32	899	Crawford Stadium Professional	\$852,522	\$815,284		\$37,238
32	899	Crawford Stadium Renovations	\$8,396,364	\$7,594,103		\$802,261
32	900	NPHS PA System Engineering Study	\$14,500	\$13,780		\$720
32	900	NPHS PA System	\$563,996	\$483,116		\$80,880
32	901	Facilities Study-NPHS, ESC, Knapp, PD	\$43,400	\$42,400		\$1,000
39	902	Knapp Project Professional, Miscellaneous, and Contingency	\$5,471,228	\$2,657,599		\$2,813,629
39	902	Knapp Project Renovations	\$22,535,066	\$12,435,580		\$10,099,486
32	904	Pennbrook Library Rooftop HVAC Unit Professional	\$8,850	\$8,325		\$525
32	904	Pennbrook Library Rooftop HVAC Unit	\$296,660	\$287,323		\$9,337
32	906	Pennbrook Modular Flooring/Siding	\$295,000	\$294,496		\$504
32	907	GS Chiller Engineering	\$11,100	\$9,735		\$1,365
32	907	GS Chiller	\$375,320	\$372,629		\$2,691

\$98,806,356	\$84,522,775	\$14,283,581
--------------	--------------	--------------

Current funding need

^ - Released unused funds to reflect current retainage on the project

Capital Projects & Bond Fund Cash Balances

Fund 32 (Capital Reserve)	\$496,504	
Bond Fund 31 (2014/15 Bond Fund)	79,226	
Bond Fund 34 (2017 Bond Fund)	2,631,471	
Bond Fund 36 (2013 Bond Fund)	195,546	
Bond Fund 37 (2016/17 Bond Fund)	651,016	
Bond Fund 39 (2018/2019 Bond Fund) - Knapp Project	5,216,897	
Bond Fund (Anticipated Borrowing 2021) - Knapp Project	7,696,218	
Funds available for Projects	<u>\$16,966,878</u>	2,683,297

North Penn School District
2021-2022 Budget

A 10-year capital improvement plan was updated in October 2021 for the years 2021-2031. The plan is broken into 5 year increments with cost estimates included. Each improvement has been assigned a score, from 1-5 with 5 being the most urgent, to prioritize the list of improvements. Funding for the capital improvement plan is presently not included in the capital projects budget. The district will be working to further prioritize the projects and fund the most critical projects with funds transferred to the Capital Reserve Fund on an annual basis.

Project Description	Average Score	2021-2026	2026-2031
Bridle Path ES (1993)			
BP - Asphalt Paving	3.2	\$380,846	\$0
BP - Gym/Caf wall resurfaced	2.8	\$21,000	\$0
BP - New backstage curtain	2.8	\$6,300	\$0
BP - New kiln for art room	2.4	\$31,500	\$10,800
BP - Rebuild/Replace Chillers	3.6	\$324,000	\$0
BP - Replace Cafeteria Lighting - 175 W Metal Halide	2.8	\$21,000	\$0
BP - Replace and Install Additional Exhaust Fans	3.6	\$31,500	\$0
BP - Replace HVAC System	3.2	\$0	\$4,320,000
BP - HAZMAT - Remove Ice Bank	3	\$0	\$150,000
BP - Remove (1) 15,000 Gallon Fuel Oil Tank	2	\$0	\$80,000
BP - Replace Gym Lighting - 400 W Metal halide	3	\$26,250	\$0
BP - Replace Pneumatic Building Controls	3.4	\$0	\$243,000
BP - Replace Water Softener	2.8	\$0	\$27,000
BP - Swipe card on side of building	2.4	\$1,838	\$0
BP - Upgrade Generator	3	\$0	\$162,000
BP - Upgrade Security Cameras	1	\$0	\$0
BP - Custodial Equipment	2.2	\$5,250	\$16,200
BP - Flooring Replacement	2.2	\$42,000	\$43,200
BP - Painting	2.4	\$15,750	\$16,200
		\$499,088	\$5,068,400
Gwyn-Nor ES (2005)			
GN - Asbestos floor tile 1st-3rd grade pod - 20 rooms	3	\$199,500	\$0
GN - Asphalt Paving	2.8	\$204,792	\$0
GN - Roof Replacement	3.6	\$890,000	\$0
GN - HAZMAT - VAT Removal and Replacement	2.2	\$0	\$250,000
GN - HAZMAT - Thermal Insulation and Transite Rem	2.2	\$0	\$100,000
GN - Remove (1) 15,000 Gallon Fuel Oil Tank	2	\$0	\$80,000
GN - Carpet replacement - library and modular corric	2.6	\$68,250	\$0
GN - Concrete sidewalk and curb replacement	2.6	\$63,000	\$64,800
GN - Domestic Water Piping and Gate Valves	3.2	\$0	\$540,000
GN - Drainage along right side of building	2.6	\$0	\$270,000
GN - Hot water heater for kitchen	3	\$26,250	\$0
GN - Modular Classroom Improvements	2.8	\$0	\$432,000
GN - New Water Softener	2.2	\$0	\$27,000
GN - Rebuild/Replace Boilers	3.2	\$525,000	\$0
GN - Replace Cafeteria HVAC Rooftop Unit	3	\$73,500	\$0
GN - Replace Gym HVAC Rooftop Unit	3	\$0	\$75,600
GN - Replace Gym Lighting - 175 W Metal halide	2.6	\$26,250	\$0
GN - Custodial Equipment	2.2	\$15,750	\$5,400
GN - Flooring Replacement	2.2	\$42,000	\$43,200
GN - Painting	2	\$15,750	\$16,200
		\$2,150,042	\$1,904,200

North Penn School District
2021-2022 Budget

Project Description	Average Score	2021-2026	2026-2031
Gwynedd Square ES (1991)			
GS - Asphalt Replacement	2.8	\$400,117	\$0
GS - DDC Building Control System (mostly pneumatic	3.2	\$0	\$189,000
GS - Rebuild/Replace Boilers	3.2	\$0	\$216,000
GS - Replace Cafeteria Lighting - 175 W Metal Halide	2.6	\$21,000	\$0
GS - Replace and Install Additional Exhaust Fans	3.6	\$31,500	\$0
GS - Replace HVAC System	3.2	\$0	\$4,320,000
GS - Remove (1) 15,000 Gallon Fuel Oil Tank	2	\$0	\$80,000
GS - Replace Gym Lighting - 400 W Metal halide	2.6	\$26,250	\$0
GS - Replace T12 Lighting	2.6	\$105,000	\$0
GS - Replace Water Softener	2.4	\$0	\$27,000
GS - Upgrade Generator	3	\$0	\$216,000
GS - Custodial Equipment	2.2	\$5,250	\$16,200
GS - Flooring Replacement	2.6	\$42,000	\$43,200
GS - Painting	2	\$15,750	\$16,200
		\$646,867	\$5,123,600
Hatfield ES (2014)			
HA - Asphalt Sealcoating	1.8	\$0	\$32,632
HA - ADA asphalt access to playground	1.6	\$10,500	\$0
HA - Bookcases for faculty room - excess library store	1.6	\$5,250	\$0
HA - Commercial refrigerator for faculty room	1.6	\$1,050	\$0
HA - New garage door	1.6	\$4,725	\$0
HA - New Water Softener	1.8	\$0	\$27,000
HA - Playground fencing	1.8	\$8,400	\$0
HA - Refinish stage floor	1.8	\$3,675	\$0
HA - Secure sound system on stage - cover & lock	1.6	\$2,100	\$0
HA - Sound panels in serving line and cafeteria	1.8	\$2,100	\$0
HA - Custodial Equipment	2	\$15,750	\$5,400
HA - Flooring Replacement	1	\$0	\$27,000
HA - Painting	1.8	\$0	\$16,200
		\$53,550	\$108,232
Inglewood ES (2013)			
IN - Asphalt Sealcoating	2.2	\$30,975	\$0
IN - Mirrors - blind spots in hallways	1.6	\$1,050	\$0
IN - New backsplash in kitchen tray return area	1.8	\$0	\$7,560
IN - New Water Softener	2	\$0	\$27,000
In - Custodial Equipment	2.2	\$5,250	\$16,200
In - Flooring Replacement	1.8	\$0	\$27,000
In - Painting	2	\$0	\$16,200
		\$37,275	\$93,960
Knapp ES - CURRENTLY UNDER RENOVATION		\$0	\$0

North Penn School District
2021-2022 Budget

Project Description	Average Score	2021-2026	2026-2031
AM Kulp ES (2009)			
KU - Add turning lane to entrance/exit	2	\$0	\$378,000
KU - Asphalt Sealcoating	2.2	\$32,445	\$0
KU - Concrete repairs - steps near gym, receiving area	2.4	\$21,000	\$0
KU - Enlarge kitchen delivery door	1.4	\$12,600	\$0
KU - Remove (1) 15,000 Gallon Fuel Oil Tank	1.8	\$0	\$80,000
KU - New Water Softener	2	\$0	\$27,000
KU - Replace Exterior Metal Halide Lighting	1.8	\$8,400	\$0
KU - Replace waterless urinals	1.8	\$0	\$23,760
KU - Upgrade PA System	2.8	\$0	\$108,000
KU - Custodial Equipment	2.2	\$5,250	\$16,200
KU - Flooring Replacement	1.8	\$31,500	\$32,400
KU - Painting	2	\$10,500	\$16,200
		\$121,695	\$681,560
Montgomery ES - NEW (2017)			
MO - Asphalt Sealcoating	1.6	\$0	\$44,280
MO - Custodial Equipment	2	\$5,250	\$16,200
MO - Flooring Replacement	1.6	\$0	\$21,600
MO - Painting	1.4	\$0	\$16,200
		\$5,250	\$98,280
Nash ES (2011)			
NA - Asphalt Paving	2	\$164,947	\$0
NA - Improve bus loop & parent drop off	2	\$0	\$162,000
NA - Install security gates in hallways	1.8	\$4,200	\$0
NA - Lockers/cubbies in B&G rooms	1.8	\$18,900	\$0
NA - New Water Softener	2	\$0	\$27,000
NA - Replace waterless urinals	1.8	\$0	\$23,760
NA - Replace/upgrade modular classrooms	1.8	\$0	\$432,000
NA - Replace Boilers	2.6	\$0	\$540,000
NA - Remove (1) 10,000 Gallon Fuel Oil Tank	1.8	\$0	\$70,000
NA - Custodial Equipment	2.2	\$0	\$5,400
NA - Flooring Replacement	1.8	\$21,000	\$43,200
NA - Painting	2	\$15,750	\$16,200
		\$224,797	\$1,319,560

North Penn School District
2021-2022 Budget

Project Description	Average Score	2021-2026	2026-2031
North Wales ES (2010)			
NW - Asphalt Paving	2	\$181,970	\$0
NW - Concrete repairs - sidewalks	2	\$31,500	\$32,400
NW - New garage for tractor	1.8	\$8,925	\$0
NW - New Water Softener	2	\$0	\$27,000
NW - Replace Exterior Metal Halide Lighting	1.8	\$6,300	\$0
NW - Replace storage shed	2	\$5,250	\$0
NW - Replace waterless urinals	1.8	\$0	\$23,760
NW - Remove (1) 6,000 Gallon Fuel Oil Tank	2	\$0	\$60,000
NW - Replace/upgrade modular classrooms	1.8	\$0	\$324,000
NW - Roofing	3	\$1,176,000	\$0
NW - Upgrade baseball field	1.8	\$0	\$21,600
NW - Waterproof exterior brick - caulk/sealing	2.2	\$68,250	\$0
NW - Window replacement	2.4	\$315,000	\$324,000
NW - Custodial Equipment	2.2	\$5,250	\$16,200
NW - Flooring Replacement	1.8	\$42,000	\$43,200
NW - Painting	2	\$15,750	\$16,200
		\$1,856,195	\$888,360
Oak Park ES (1996)			
OP - Asphalt Paving	2.8	\$129,203	\$0
OP - Building envelope - insulation, door seals, windows	2.8	\$0	\$648,000
OP - Concrete sidewalk replacement	2.4	\$26,250	\$27,000
OP - Domestic Water Piping and Gate Valves	2.8	\$0	\$540,000
OP - Rebuild/Replace Boilers	2.8	\$525,000	\$0
OP - Repair Exterior Gym Wall	2.2	\$105,000	\$0
OP - Replace 1950s Switchgear, branch wiring, and panel	3.4	\$315,000	\$0
OP - Replace Existing Sanitary Lines	3.4	\$315,000	\$0
OP - Replace Exterior High Pressure Sodium Lighting	2.2	\$21,000	\$0
OP - Replace Kitchen T12 Lighting & Ceiling	2.2	\$78,750	\$0
OP - Replace Library HVAC Rooftop Unit	2.4	\$0	\$75,600
OP - Replace Water Softener	2.4	\$0	\$27,000
OP - Roofing	2.4	\$1,008,000	\$0
OP - HAZMAT - Asbestos Abatement	3.4	\$150,000	\$150,000
OP - Remove (1) 10,000 Gallon Fuel Oil Tank	2	\$0	\$70,000
OP - Upgrade Building HVAC Controls	2.4	\$236,250	\$0
OP - Upgrade Generator	2.6	\$0	\$108,000
OP - Upgrade PA System	2.8	\$105,000	\$0
OP - Custodial Equipment	2.2	\$5,250	\$16,200
OP - Flooring Replacement	2.2	\$42,000	\$43,200
OP - Painting	2.2	\$15,750	\$16,200
		\$3,077,453	\$1,721,200

North Penn School District
2021-2022 Budget

Project Description	Average Score	2021-2026	2026-2031
Walton Farm ES (1994)			
WF - Asphalt replacement	3	\$647,462	\$0
WF - Building envelope - insulation, door seals, win	2.6	\$0	\$324,000
WF - Carpet replacement	2.8	\$21,000	\$21,600
WF - Concrete sidewalk replacement	2.8	\$42,000	\$43,200
WF - Domestic Hot Water Heater	3.4	\$21,000	\$0
WF - Rebuild/Replace Chiller	3.6	\$324,000	\$0
WF - Remove old playground equipment	2.4	\$0	\$54,000
WF - Replace bathroom stalls	2.2	\$0	\$43,200
WF - Replace Cafeteria Lighting - 175 W Metal Halide	2.4	\$21,000	\$0
WF - Replace Exterior High Pressure Sodium Lighting	2.4	\$26,250	\$0
WF - Replace Gym Lighting - 400 W Metal halide	2.2	\$26,250	\$0
WF - Replace Pneumatic Building Controls	3	\$0	\$189,000
WF - Replace and Install Additional Exhaust Fans	3.6	\$31,500	\$0
WF - Replace HVAC System	3.2	\$0	\$4,320,000
WF - Replace security cameras	2	\$33,063	\$0
WF - Replace wood posts in parking lot	2.6	\$15,750	\$0
WF - Replace Boiler	3	\$0	\$540,000
WF - HAZMAT - Remove Ice Bank	3	\$0	\$150,000
WF - Remove (1) 15,000 Gallon Fuel Oil Tank	2		\$80,000
WF - Upgrade Generator	2.8	\$183,750	\$0
WF - Custodial Equipment	2.2	\$0	\$16,200
WF - Flooring Replacement	2.2	\$42,000	\$43,200
WF - Painting	2.2	\$15,750	\$16,200
		\$1,450,775	\$5,840,600
York Ave ES (2008)			
YA - Asphalt Paving	2	\$51,017	\$0
YA -Concrete sidewalks and ramps	2.8	\$0	\$21,600
YA -Domestic Hot Water Heater	2.4	\$21,000	\$0
YA -HVAC ERU Control Upgrades	3.4	\$100,000	
YK - Remove (1) 6,000 Gallon Fuel Oil Tank	2	\$0	\$60,000
YA -Replace Exterior Metal Halide Lighting	1.8	\$18,900	\$0
YA -Replace old windows	2	\$0	\$378,000
YA -Replace playground fencing	2	\$0	\$5,400
YA -Upgrade Fire Alarm System	3	\$157,500	\$0
YA -Custodial Equipment	2.2	\$10,500	\$5,400
YA -Flooring Replacement	1.8	\$31,500	\$32,400
YA -Painting	1.6	\$12,600	\$12,960
		\$403,017	\$515,760

North Penn School District
2021-2022 Budget

Project Description	Average Score	2021-2026	2026-2031
Pennbrook MS (2005)			
PB - Add air conditioning	2.8	\$0	\$8,229,600
PB -Additional parking lot lighting	2.8	\$0	\$19,440
PB -Asphalt Paving	2.4	\$439,675	\$0
PB -New PA System	3.2	\$315,000	\$0
PB -Domestic Hot Water Heater	3	\$0	\$21,600
PB -Dust Collector	2.8	\$262,500	\$0
PB -Athletic field improvements	2.8	\$52,500	\$54,000
PB - New track	2.6	\$0	\$486,000
PB - HAZMAT - Floor Tile Remove and Replace	2.6	\$0	\$120,000
PB - Remove (1) 15,000 Gallon Fuel Oil Tank	2	\$0	\$80,000
PB -HVAC in Modular Classrooms	3	\$126,000	\$129,600
PB -Old Gym - 400 W Metal Halide Lights	2.2	\$52,500	\$0
PB -Rebuild/Replace Boilers	3.2	\$0	\$972,000
PB -Renovate 9th grade science rooms	2.4	\$47,250	\$48,600
PB -Replace (2) HV Units - Old Gym	2.8	\$0	\$97,200
PB -Replace Domestic Water Piping and Gate Valves	2.8	\$0	\$864,000
PB -Upgrade Generator	3	\$236,250	\$0
PB -Domestic H2O Neutralization	2.4	\$0	\$27,000
PB -Custodial Equipment	2.2	\$10,500	\$10,800
PB -Flooring Replacement	2.2	\$63,000	\$64,800
PB -Painting	2.4	\$21,000	\$21,600
		\$1,626,175	\$11,246,240

North Penn School District
2021-2022 Budget

Project Description	Average Score	2021-2026	2026-2031
Penndale MS (1996)			
PD - Insulate Piping in Crawl Space	3.4	\$787,500	\$0
PD - Add air conditioning	2.8	\$0	\$13,910,400
PD - Add Exterior Lighting	2.6	\$0	\$19,440
PD - Asphalt repairs	2.8	\$554,653	\$0
PD - Athletic field improvements	2.6	\$52,500	\$54,000
PD - Concrete sidewalks and ramps	2.8	\$52,500	\$54,000
PD - Domestic Hot Water Heater	3.4	\$21,600	\$0
PD - Domestic Water Piping and Gate Valves	3.2	\$0	\$972,000
PD - Dryvit - cleaning, repair, replacement	3	\$0	\$1,080,000
PD - Roof Replacements	3.4	\$7,000,000	\$0
PD - Remove (1) 15,000 Gallon Fuel Oil Tank	2		\$80,000
PD - New track	2.6	\$0	\$486,000
PD - New Water Softener	2.2	\$0	\$27,000
PD - Rebuild/Replace Boiler	3.6	\$945,000	\$0
PD - Upgrade PA System	3	\$0	\$300,000
PD - Redesign main office - guidance	2.2	\$157,500	\$0
PD - Refinish auditorium stage	2.8	\$5,250	\$0
PD - HAZMAT - Remove asbestos floor tile	2.6	\$350,000	\$350,000
PD - Remove carpet on interior walls	2.6	\$315,000	\$324,000
PD - Renovate 9th grade science rooms	2.2	\$0	\$432,000
PD - Replace (2) Auditorium HVAC Rooftop Units	2.6	\$168,000	\$0
PD - Replace Auditorium Seating	3	\$367,500	\$0
PD - Replace bleachers in both gyms	3	\$210,000	\$216,000
PD - Replace panic hardware - most interior doors	2.8	\$78,750	\$0
PD - Upgrade Generator	3	\$236,250	\$0
PD - Window replacement	2.8	\$262,500	\$270,000
PD - Custodial Equipment	2.2	\$21,000	\$10,800
PD - Flooring Replacement	2.2	\$84,000	\$86,400
PD - Painting	2.2	\$31,500	\$32,400
		\$11,701,003	\$18,704,440

North Penn School District
2021-2022 Budget

Project Description	Average Score	2021-2026	2026-2031
Pennfield MS (2007)			
PF - Add air conditioning	2.8	\$0	\$9,482,400
PF -Asphalt repairs	2.8	\$301,392	\$0
PF -Athletic field improvements	2.6	\$52,500	\$54,000
PF -New Track	2.6	\$0	\$486,000
PF - HAZMAT - Floor Tile Remove and Replace	2.6	\$0	\$250,000
PF - Remove (1) 15,000 Gallon Fuel Oil Tank	2	\$0	\$80,000
PF -Clean and seal exterior brick	2.8	\$0	\$91,800
PF -Concrete sidewalks and ramps	2.6	\$47,250	\$48,600
PF -Domestic Hot Water Heater	2.6	\$0	\$21,600
PF -Domestic Water Piping and Gate Valves	2.8	\$0	\$864,000
PF -LED lighting - gyms, parking lots	2.2	\$0	\$86,400
PF -New Water Softener	2	\$0	\$27,000
PF -Rebuild/Replace Boilers	2.8	\$0	\$972,000
PF -Reconfigure computer classrooms 34 & 55	2.2	\$26,250	\$0
PF -Repairs to exterior modular classrooms	2.2	\$42,000	\$43,200
PF -Replace black stage curtains	2.2	\$0	\$10,800
PF -Replace Exterior Metal Halide Lighting	2.2	\$36,750	\$0
PF -Replace Gym Lighting - 400 W Metal halide	2.2	\$52,500	\$0
PF -Replace sound system/speakers in old gym	2.2	\$0	\$17,280
PF -Resurface path to modular classrooms	2.2	\$16,800	\$0
PF -Custodial Equipment	2.2	\$15,750	\$10,800
PF -Flooring Replacement	2.2	\$63,000	\$64,800
PF -Painting	2.2	\$21,000	\$21,600
		\$675,192	\$12,632,280
Northbridge School (2009)			
NB - Asphalt Paving	1.6	\$119,301	\$0
NB - New water softener	2	\$0	\$19,440
NB - Replace exterior metal halide lighting	1.8	\$8,400	\$0
NB - Replace Office Rooftop HVAC Unit	2	\$0	\$25,920
NB - Replace waterless urinals	1.8	\$0	\$23,760
NB - New Security Cameras	1	\$0	\$0
NB - Flooring Replacement	1.8	\$15,750	\$16,200
NB - Painting	2	\$5,250	\$5,400
		\$148,701	\$90,720

North Penn School District
2021-2022 Budget

Project Description	Average Score	2021-2026	2026-2031
NPHS			
NPHS - Concrete Rplacement	2.8	\$367,500	\$0
NPHS - Asphalt Paving and Repairs	2.8	\$2,625,000	\$0
NPHS - Renovate V Baseball Fields	2.4	\$36,750	\$0
NPHS - Renovate JV Baseball Fields	3.2	\$94,500	\$0
NPHS - Renovate V Softball Fields	2.8	\$94,500	\$0
NPHS - Roof Replacement/Restoration	3.8	\$4,200,000	\$4,320,000
NPHS - Masonry Repairs	3	\$787,500	\$810,000
NPHS - K Pod Ramp Replacement	3	\$472,500	\$0
NPHS - Exterior Door and Window Replacement	2.4	\$4,200,000	\$0
NPHS - Natatorium - Pool Water Heater	3.6	\$31,500	\$0
NPHS - Natatorium - Domestic Water Heater	3.6	\$21,000	\$0
NPHS - Natatorium - Replaster and Repairs Pool	3.2	\$262,500	\$0
NPHS - Natatorium - Pool Pak Pump	2.6	\$10,500	\$0
NPHS - Natatorium - Pool Pak Replacement	2.6	\$0	\$980,000
NPHS - Gym Lockers	2.6	\$157,500	\$0
NPHS - A Pod Water Heater	3.4	\$21,000	\$0
NPHS - C Pod Water Heater	3.4	\$21,000	\$0
NPHS - D Pod Water Heater (Cafeteria)	3.8	\$36,750	\$0
NPHS - Chiller and Chiller Water Pumps	3.6	\$0	\$1,620,000
NPHS - Chiller Condensing Water System	3.6	\$0	\$561,600
NPHS - Water and Hydronic Isolation Valves	3.6	\$262,500	\$0
NPHS - Replace Lighting	2.2	\$3,675,000	\$0
NPHS - HVAC System and Piping (With Reno)	4	\$0	\$27,054,000
NPHS - HVAC Controls (With Reno)	4	\$0	\$4,328,640
NPHS - Boilers (With Reno)	4	\$0	\$2,160,000
NPHS - HAZMAT - Floor Tile Removal	2.6	\$0	\$1,300,000
NPHS - Remove (1) 15,000 & (2) 10,000 Gallon Fuel Oil	2	\$0	\$240,000
NPHS - Electric Switch Gear and Panels (With Reno)	4	\$0	\$10,800,000
NPHS - Emergency Generator Replacement (With Reno)	2.6	\$0	\$378,000
NPHS - Interior Door and Hardware Replacement (With Reno)	3	\$0	\$5,400,000
NPHS - Asbestos Tile Replacement (With Reno)	2.6	\$0	\$4,328,640
NPHS - New Flooring (With Reno)	2	\$0	\$3,246,480
NPHS - Toiletroom Upgrades ADA (With Reno)	2.6	\$0	\$5,832,000
NPHS - Exterior Rehabilitation to the K-Pod Bridge	3.6	\$0	\$3,240,000
		\$17,377,500	\$76,599,360

North Penn School District
2021-2022 Budget

Project Description	Average Score	2021-2026	2026-2031
ESC (1963 & 1990) - RENOVATIONS			
ESC - Asphalt Paving	2.8	\$144,900	\$0
ESC - HVAC Replacement	3.6	\$2,625,000	\$0
ESC - HAZMAT - Floor Tile Removal	2.6	\$0	\$50,000
ESC - Install generator	3.4	\$262,500	\$0
ESC - Replace Parking Lot Light Poles	2.8	\$47,250	\$0
ESC - Replace T12 lighting & Ceilings	2.6	\$168,000	\$0
ESC - Roofing	3.4	\$1,832,250	\$0
ESC - Flooring Replacement	2.6	\$26,250	\$27,000
ESC - Painting	2.2	\$8,400	\$8,640
		\$5,114,550	\$85,640
SSC			
SSC - Asphalt Paving	2.2	\$188,612	\$0
SSC - Grounds Equipment	2	\$105,000	\$81,000
SSC - Replace exterior metal halide lighting	2	\$8,400	\$0
SSC - Flooring Replacement	2	\$10,500	\$10,800
SSC - Painting	2.2	\$4,200	\$4,320
		\$316,712	\$96,120
Transportation			
TRANSP - Asphalt Paving	2.8	\$234,738	\$0
TRANSP - HVAC	3.4	\$6,300	\$0
TRANSP - New Fire alarm system	3.8	\$36,750	\$0
TRANSP - New generator	3.4	\$52,500	\$0
TRANSP - New Water softener	2	\$0	\$16,200
TRANSP - Replace electric heat in offices	3.2	\$94,500	\$0
TRANSP - Replace exterior metal halide lighting	2.6	\$29,400	\$0
TRANSP - Replace interior metal halide lighting	2.6	\$23,100	\$0
TRANSP - Replace Office Rooftop HVAC Unit	3.4	\$0	\$25,920
TRANSP - Security Cameras	2.4	\$20,244	\$0
TRANSP - Flooring Replacement	2.2	\$8,400	\$8,640
TRANSP - Painting	2.4	\$12,600	\$0
TRANSP - HAZMAT - Replace Diesel Tanks	3.2	\$0	\$400,000
		\$518,532	\$450,760

North Penn School District
2021-2022 Budget

School Nutrition Fund

For the 2021-2022 school year, the District's School Nutrition fund is budgeting revenues of \$5,729,750. Local revenues, which are comprised of sales to students and staff, are budgeted to decrease by \$2,011,254 (-79.15%) due to anticipated participation in the Seamless Summer Option which will result in no student funded meals. However, federal revenues are budgeted to increase by \$2,230,928 (75.14%) for the same reason.

The expenditure budget of \$5,726,247 is an increase of \$57,035 (1.01%) over the previous year.

The North Penn School Nutrition Services (SNS) Program is self-operated by North Penn employees. SNS provides breakfast and lunch for all students and staff who wish to participate. SNS is self-supporting, receiving no aid from the General Fund in its operating budget. All funding for the SNS operation is through the sale of food and reimbursements from the state and federal government.

The 2021-2022 reimbursement rates per meal for grades Kindergarten through 12th are:

**2021-2022 School Nutrition Service Meal
Reimbursement Rates (Seamless Summer Option)**

Federal				
Meal Type	Breakfast	Lunch	After School Snack	
Free	2.4625	4.3175	1.00	

State				
Meal Type	Breakfast	Lunch/ADP <=20%	Lunch/ADP >20%	After School Snack
Free	0.10	0.12	0.14	0.00

Due to the Seamless Summer Option operating in 2021-2022 there will be no cost to students. A la carte items are offered at every level. SNS follows the Smart Snacks in Schools regulation. This is North Penn's 8th year in the Summer Food Service Program. This program has given us an alternative revenue stream as well has helped us bridge the summer hunger gap.

North Penn School District
2021-2022 Budget

SCHOOL NUTRITION FUND SUMMARY

	Actual 2017-2018	Actual 2018-2019	Actual 2019-2020	Budget 2020-2021	Budget 2021-2022	Projection 2022-2023	Projection 2023-2024	Projection 2024-2025
Fund Balance July 1, 20XX	\$ 973,730	\$ 1,072,829	\$ 1,385,656	\$ 1,057,591	\$ 1,056,141	\$ 1,059,644	\$ 976,085	\$ 798,606
Revenue								
Local Sources	2,555,300	2,684,219	1,959,617	2,541,038	529,784	2,620,206	2,672,610	2,726,062
State Sources	149,129	158,644	107,190	157,685	-	162,598	165,850	169,167
Federal Sources	2,742,500	2,846,596	2,775,487	2,969,038	5,199,966	3,061,541	3,122,772	3,185,227
Other Sources	-	-	-	-	-	-	-	-
Total Revenue	5,446,929	5,689,459	4,842,294	5,667,761	5,729,750	5,844,345	5,961,232	6,080,456
Expenditures								
Salaries	1,941,286	2,063,050	2,177,959	2,239,515	2,335,808	2,388,364	2,443,296	2,504,378
Benefits	1,092,773	1,073,502	1,040,418	1,031,218	1,047,403	1,083,015	1,119,838	1,157,912
Purchased Prof. Services	13,677	16,951	3,302	4,200	3,500	3,605	3,713	3,824
Purchased Property Services	26,404	15,520	22,820	35,750	25,800	26,574	27,371	28,192
Other Purchased Services	2,728	3,856	2,347	3,800	3,150	3,245	3,342	3,442
Supplies - Food and Consum.	2,165,575	2,132,202	1,867,727	2,296,538	2,159,886	2,267,880	2,381,274	2,500,338
Property and Equipment	51,042	67,164	52,263	54,490	147,000	151,410	155,952	160,631
Other Objects	4,345	4,387	3,523	3,700	3,700	3,811	3,925	4,043
Other Uses of Funds	-	-	-	-	-	-	-	-
Total Expenditures	5,297,830	5,376,632	5,170,359	5,669,211	5,726,247	5,927,904	6,138,711	6,362,760
Excess of Revenue Over (Under) Expenditures	149,099	312,827	(328,065)	(1,450)	3,503	(83,559)	(177,479)	(282,304)
Fund Transfers/Other Financing	(50,000)	-	-	-	-	-	-	-
Net Change in Fund Balance	99,099	312,827	(328,065)	(1,450)	3,503	(83,559)	(177,479)	(282,304)
Fund Balance June 30, 20XX	\$ 1,072,829	\$ 1,385,656	\$ 1,057,591	\$ 1,056,141	\$ 1,059,644	\$ 976,085	\$ 798,606	\$ 516,302

* Due to extension of Seamless Summer Option for 2020-2021, the district anticipates positive results which will impact the anticipated fund balance in subsequent years.

Projection years following the 2021-2022 Budget are prepared in anticipation of normal operations resuming for the school year.

North Penn School District
2021-2022 Budget

Extended School Care Fund

During the 2020-2021 school year the Extended Care Program had a fluctuating enrollment due to the impact of COVID-19.

Through the month of June 2021, income was up approximately 15.17% over the previous year. The increase was due to a transfer of \$1.5 million from the General Fund. Without the transfer, revenue was down approximately 63.17%. Expenses show a decrease of 29.29%.

With a fee increase of 0% scheduled for the 2021-2022 school year, income is budgeted at \$2,030,434 and expenses at \$2,030,435.

Program fees will continue to be charged in nine monthly payments. This reduces the number of months for which we need to bill, collect fees and enter payments into the accounting system. It will also better align with the shift in the school calendar to a start date in August and an ending date in early June.

Limited summer camp was offered for the summer of 2021 due to COVID-19.

EXTENDED SCHOOL CARE FUND SUMMARY

	Actual 2017-2018	Actual 2018-2019	Actual 2019-2020	Budget 2020-2021	Budget 2021-2022	Projection 2022-2023	Projection 2023-2024	Projection 2024-2025
Fund Balance July 1, 20XX	\$ 454,914	\$ 404,037	\$ 438,311	\$ (43,206)	\$ (30,366)	\$ (30,367)	\$ (108,794)	\$ (217,182)
Revenue								
Local Sources	2,235,675	2,324,363	1,841,917	2,473,016	2,030,434	2,071,043	2,112,464	2,154,713
State Sources	-	5,212	602	-	-	-	-	-
Federal Sources	-	-	72,300	-	-	-	-	-
Other Sources	-	-	-	-	-	-	-	-
Total Revenue	2,235,675	2,329,575	1,914,819	2,473,016	2,030,434	2,071,043	2,112,464	2,154,713
Expenditures								
Salaries	1,381,285	1,400,256	1,491,369	1,497,020	1,325,160	1,370,215	1,416,802	1,464,973
Benefits	714,631	674,647	679,795	712,876	610,956	631,729	653,208	675,417
Purchased Prof. Services	2,746	26,378	33,235	35,780	35,819	37,037	38,296	39,598
Purchased Property Services	-	-	-	-	-	-	-	-
Other Purchased Services	12,930	16,711	17,538	11,850	11,850	12,253	12,670	13,101
Supplies and Books	95,453	97,402	89,440	104,800	8,800	9,099	9,408	9,728
Property and Equipment	-	-	-	-	-	-	-	-
Other Objects	468	29,907	34,959	47,850	37,850	39,137	40,468	41,844
Other Uses of Funds	-	-	-	-	-	-	-	-
Total Expenditures	2,207,513	2,245,301	2,346,336	2,410,176	2,030,435	2,099,470	2,170,852	2,244,661
Excess of Revenue Over (Under) Expenditures	28,162	84,274	(431,517)	62,840	(1)	(28,427)	(58,388)	(89,948)
Fund Transfers/Other Financing	(79,039)	(50,000)	(50,000)	(50,000)	-	(50,000)	(50,000)	(50,000)
Net Change in Fund Balance	(50,877)	34,274	(481,517)	12,840	(1)	(78,427)	(108,388)	(139,948)
Fund Balance June 30, 20XX	\$ 404,037	\$ 438,311	\$ (43,206)	\$ (30,366)	\$ (30,367)	\$ (108,794)	\$ (217,182)	\$ (357,130)

** Due to the impact of COVID-19, the district anticipates negative results in 2020-2021 which will impact the anticipated fund balance of subsequent years.*

Projection years following the 2021-2022 Budget are prepared in anticipation of normal operations resuming for the school year.

North Penn School District
2021-2022 Budget

Community Education Fund

The District's Community Education Program has provided affordable life-long learning opportunities for over 50 years. The program offers “Gold Carders” (residents 60 and older) programs for free or at a reduced rate.

The philosophy of the Community Education Program has been to support district needs, when financially possible, in areas that support community engagement and community use of our resources.

Also included under the Community Education Program are programs for water polo, aquatics and swim team. The water polo and swim team programs hold competitive meets and tournaments, while the aquatic program holds swim lessons for the community.

COMMUNITY EDUCATION FUND SUMMARY

	Actual 2017-2018	Actual 2018-2019	Actual 2019-2020	Budget 2020-2021	Budget 2021-2022	Projection 2022-2023	Projection 2023-2024	Projection 2024-2025
Fund Balance July 1, 20XX	\$ 159,718	\$ 119,821	\$ 84,759	\$ 36,084	\$ 34,921	\$ 49,513	\$ 62,005	\$ 72,276
Revenue								
Local Sources	256,399	239,022	153,657	98,000	185,350	189,057	192,838	196,695
State Sources	-	-	-	-	-	-	-	-
Federal Sources	-	-	-	-	-	-	-	-
Other Sources	-	-	-	-	-	-	-	-
Total Revenue	256,399	239,022	153,657	98,000	185,350	189,057	192,838	196,695
Expenditures								
Salaries	50,980	52,174	51,264	30,127	24,666	25,505	26,372	27,269
Benefits	29,350	27,861	27,546	18,408	13,256	13,707	14,173	14,655
Purchased Prof. Services	155,563	130,542	86,183	30,000	85,000	87,890	90,878	93,968
Purchased Property Services	-	-	-	-	-	-	-	-
Other Purchased Services	5,276	29,266	23,392	10,500	22,144	22,897	23,675	24,480
Supplies and Books	4,899	13,129	3,328	-	4,500	4,653	4,811	4,975
Property and Equipment	9,894	4,128	4,128	4,128	6,192	6,403	6,621	6,846
Other Objects	40,334	16,984	6,491	6,000	15,000	15,510	16,037	16,582
Other Uses of Funds	-	-	-	-	-	-	-	-
Total Expenditures	296,296	274,084	202,332	99,163	170,758	176,565	182,567	188,775
Excess of Revenue Over (Under) Expenditures	(39,897)	(35,062)	(48,675)	(1,163)	14,592	12,492	10,271	7,920
Fund Transfers/Other Financing	-	-	-	-	-	-	-	-
Net Change in Fund Balance	(39,897)	(35,062)	(48,675)	(1,163)	14,592	12,492	10,271	7,920
Fund Balance June 30, 20XX	<u>\$ 119,821</u>	<u>\$ 84,759</u>	<u>\$ 36,084</u>	<u>\$ 34,921</u>	<u>\$ 49,513</u>	<u>\$ 62,005</u>	<u>\$ 72,276</u>	<u>\$ 80,196</u>

Projection years following the 2021-2022 Budget are prepared in anticipation of normal operations resuming for the school year.

North Penn School District
2021-2022 Budget

Aquatics Program

The 2021-2022 projected budget for swim lessons is \$40,000. COVID-19 may have a negative impact on the aquatic program.

Some technical aquatic staff will see an increase in pay as set by the District's pay scale. Community Aquatic Class supply expenses will include rescue and pool equipment, medical supplies for the first aid room and American Red Cross Certification Cards for the Lifeguard Training and Review Classes.

AQUATICS PROGRAM SUMMARY

	Actual 2017-2018	Actual 2018-2019	Actual 2019-2020	Budget 2020-2021	Budget 2021-2022	Projection 2022-2023	Projection 2023-2024	Projection 2024-2025
Fund Balance July 1, 20XX	\$ 2,985	\$ (207)	\$ (11,697)	\$ (30,646)	\$ (28,820)	\$ (28,459)	\$ (28,645)	\$ (29,408)
Revenue								
Local Sources	56,943	52,299	32,627	52,000	40,000	40,800	41,616	42,448
State Sources	-	-	-	-	-	-	-	-
Federal Sources	-	-	-	-	-	-	-	-
Other Sources	-	-	-	-	-	-	-	-
Total Revenue	<u>56,943</u>	<u>52,299</u>	<u>32,627</u>	<u>52,000</u>	<u>40,000</u>	<u>40,800</u>	<u>41,616</u>	<u>42,448</u>
Expenditures								
Salaries	38,078	43,335	31,953	27,511	23,891	24,703	25,543	26,411
Benefits	14,231	13,855	14,542	11,563	8,648	8,942	9,246	9,560
Purchased Prof. Services	144	42	-	7,000	3,000	3,102	3,207	3,316
Purchased Property Services	-	833	-	-	-	-	-	-
Other Purchased Services	-	-	-	-	-	-	-	-
Supplies and Books	1,988	2,675	1,493	3,100	3,100	3,205	3,314	3,427
Property and Equipment	-	-	-	-	-	-	-	-
Other Objects	-	49	588	1,000	1,000	1,034	1,069	1,105
Other Uses of Funds	5,694	3,000	3,000	-	-	-	-	-
Total Expenditures	<u>60,135</u>	<u>63,789</u>	<u>51,576</u>	<u>50,174</u>	<u>39,639</u>	<u>40,986</u>	<u>42,379</u>	<u>43,819</u>
Excess of Revenue Over (Under)								
Expenditures	(3,192)	(11,490)	(18,949)	1,826	361	(186)	(763)	(1,371)
Fund Transfers/Other Financing	-	-	-	-	-	-	-	-
Net Change in Fund Balance	<u>(3,192)</u>	<u>(11,490)</u>	<u>(18,949)</u>	<u>1,826</u>	<u>361</u>	<u>(186)</u>	<u>(763)</u>	<u>(1,371)</u>
Fund Balance June 30, 20XX	<u>\$ (207)</u>	<u>\$ (11,697)</u>	<u>\$ (30,646)</u>	<u>\$ (28,820)</u>	<u>\$ (28,459)</u>	<u>\$ (28,645)</u>	<u>\$ (29,408)</u>	<u>\$ (30,779)</u>

Projection years following the 2021-2022 Budget are prepared in anticipation of normal operations resuming for the school year.

North Penn School District
2021-2022 Budget

Swim Team Program

The 2021-2022 projected budget for swim team will be \$260,000. The registration fees for the 2021-2022 fiscal year will remain unchanged. Technical salaries also include lifeguard pay for practices and meets.

Other expenditures for the program include:

- Other Rentals - Rental of other facilities for the US summer long course season and Sunday US meets held at North Penn High School Pool.
- Travel - For travel expenses to Junior Olympics, Silver Champs, Senior Champs, Junior Nationals and other US meets.
- General Supplies – The purchase of supplies and equipment to successfully run the growing swim and dive teams.
- Dues and Fees - Payment to Middle Atlantic for Sanction Fees to host Middle Atlantic US meets, the registration of non-athletes (coaches) to Middle Atlantic and the user fee per year to use Team Unify for the registration of the swim and dive athletes.
- Conference Fees/Dues – Registration fees for the NPAC athletes to the Suburban Aquatic League. Splash Fees during US Meets paid to Middle Atlantic.

SWIM TEAM PROGRAM SUMMARY

	Actual 2017-2018	Actual 2018-2019	Actual 2019-2020	Budget 2020-2021	Budget 2021-2022	Projection 2022-2023	Projection 2023-2024	Projection 2024-2025
Fund Balance July 1, 20XX	\$ (399)	\$ 8,081	\$ 14,291	\$ 30,476	\$ 30,550	\$ 31,931	\$ 29,719	\$ 23,718
Revenue								
Local Sources	255,479	263,846	205,463	256,000	260,000	265,200	270,504	275,914
State Sources	-	-	-	-	-	-	-	-
Federal Sources	-	-	-	-	-	-	-	-
Other Sources	-	-	-	-	-	-	-	-
Total Revenue	255,479	263,846	205,463	256,000	260,000	265,200	270,504	275,914
Expenditures								
Salaries	126,105	121,180	94,992	123,343	125,530	129,798	134,211	138,774
Benefits	52,433	43,629	40,175	50,725	51,131	52,869	54,667	56,526
Purchased Prof. Services	-	5,150	-	19,000	19,000	19,646	20,314	21,005
Purchased Property Services	12,294	31,007	11,205	25,200	25,200	26,057	26,943	27,859
Other Purchased Services	-	7,991	7,662	10,500	10,500	10,857	11,226	11,608
Supplies and Books	3,274	6,404	4,181	4,000	4,000	4,136	4,277	4,422
Property and Equipment	1,243	1,243	1,243	1,243	1,243	1,285	1,329	1,374
Other Objects	26,102	22,032	10,820	21,915	22,015	22,764	23,538	24,338
Other Uses of Funds	25,548	19,000	19,000	-	-	-	-	-
Total Expenditures	246,999	257,636	189,278	255,926	258,619	267,412	276,505	285,906
Excess of Revenue Over (Under)								
Expenditures	8,480	6,210	16,185	74	1,381	(2,212)	(6,001)	(9,992)
Fund Transfers/Other Financing	-	-	-	-	-	-	-	-
Net Change in Fund Balance	8,480	6,210	16,185	74	1,381	(2,212)	(6,001)	(9,992)
Fund Balance June 30, 20XX	\$ 8,081	\$ 14,291	\$ 30,476	\$ 30,550	\$ 31,931	\$ 29,719	\$ 23,718	\$ 13,726

Projection years following the 2021-2022 Budget are prepared in anticipation of normal operations resuming for the school year.

North Penn School District
2021-2022 Budget

Water Polo Program

The 2021-2022 projected budget for water polo will be \$35,500. This is a decrease from the prior year due to impact of COVID-19 on programming.

Assistant coaches are paid from the technical salaries account. Additional expenses for the Water Polo program include:

- Officials - To pay for the water polo referees during tournaments
- Other Rentals – Pool rental fees for summer water polo tournaments on Sundays.
- Travel - Travel expenses to the away tournaments.
- Supplies - Purchase of new supplies and equipment for the growing Community Aquatic Water Polo program.
- Conference Fees and Dues - Entry fees into the American Water Polo – Main Line League Tournaments for the North Penn Community Aquatic Water Polo teams. Also, tournament fees for the Junior Olympics.

WATER POLO PROGRAM SUMMARY

	Actual 2017-2018	Actual 2018-2019	Actual 2019-2020	Budget 2020-2021	Budget 2021-2022	Projection 2022-2023	Projection 2023-2024	Projection 2024-2025
Fund Balance July 1, 20XX	\$ 19,179	\$ 17,157	\$ 12,149	\$ (1,971)	\$ (1,490)	\$ (1,002)	\$ (994)	\$ (1,494)
Revenue								
Local Sources	45,902	28,778	28,820	36,500	35,500	36,210	36,934	37,673
State Sources	-	-	-	-	-	-	-	-
Federal Sources	-	-	-	-	-	-	-	-
Other Sources	-	-	-	-	-	-	-	-
Total Revenue	45,902	28,778	28,820	36,500	35,500	36,210	36,934	37,673
Expenditures								
Salaries	12,367	11,946	10,789	11,183	11,183	11,563	11,956	12,363
Benefits	15,225	14,172	14,141	14,736	13,729	14,196	14,679	15,178
Purchased Prof. Services	1,596	3,120	1,140	1,800	4,800	4,963	5,132	5,306
Purchased Property Services	1,471	833	-	-	-	-	-	-
Other Purchased Services	10,903	-	11,836	-	-	-	-	-
Supplies and Books	-	266	-	300	300	310	321	332
Property and Equipment	-	-	-	-	-	-	-	-
Other Objects	1,772	449	2,034	5,000	5,000	5,170	5,346	5,528
Other Uses of Funds	4,590	3,000	3,000	3,000	-	-	-	-
Total Expenditures	47,924	33,786	42,940	36,019	35,012	36,202	37,434	38,707
Excess of Revenue Over (Under) Expenditures	(2,022)	(5,008)	(14,120)	481	488	8	(500)	(1,034)
Fund Transfers/Other Financing	-	-	-	-	-	-	-	-
Net Change in Fund Balance	(2,022)	(5,008)	(14,120)	481	488	8	(500)	(1,034)
Fund Balance June 30, 20XX	<u>\$ 17,157</u>	<u>\$ 12,149</u>	<u>\$ (1,971)</u>	<u>\$ (1,490)</u>	<u>\$ (1,002)</u>	<u>\$ (994)</u>	<u>\$ (1,494)</u>	<u>\$ (2,528)</u>

Projection years following the 2021-2022 Budget are prepared in anticipation of normal operations resuming for the school year.

North Penn School District
2021-2022 Budget

Internal Service Fund

The North Penn School District is self-insured which means all medical, prescription, dental, and vision claims are paid at the actual cost by the District. The internal service fund is used to account for these expenses on a cost-reimbursement basis. For the 2021-2022 school year, budgeted revenues (which include transfers from the general fund from both employer and employee cost-sharing and interest revenue), are \$31,404,932 and expenditures (the cost of claims) are \$31,393,932.

	INTERNAL SERVICE FUND							
	Actual 2017-2018	Actual 2018-2019	Actual 2019-2020	Budget 2020-2021	Budget 2021-2022	Projection 2022-2023	Projection 2023-2024	Projection 2024-2025
Fund Balance July 1, 20XX	\$ 11,251,389	\$ 15,604,270	\$ 18,910,655	\$ 21,450,408	\$ 21,522,908	\$ 21,533,908	\$ 21,544,908	\$ 21,555,908
Revenue								
Local Sources	92,413	235,606	224,158	72,500	11,000	11,000	11,000	11,000
State Sources	-	-	-	-	-	-	-	-
Federal Sources	-	-	-	-	-	-	-	-
Other Sources	30,962,172	29,859,525	30,258,309	31,384,343	31,393,932	32,021,811	32,662,247	33,315,492
Total Revenue	31,054,585	30,095,131	30,482,467	31,456,843	31,404,932	32,032,811	32,673,247	33,326,492
Expenditures								
Salaries	-	-	-	-	-	-	-	-
Benefits	26,627,124	26,760,207	27,908,115	31,354,343	31,356,657	31,983,790	32,623,466	33,275,935
Purchased Prof. Services	62,882	28,539	34,392	30,000	37,275	38,021	38,781	39,557
Purchased Property Services	-	-	-	-	-	-	-	-
Other Purchased Services	-	-	-	-	-	-	-	-
Supplies and Books	-	-	-	-	-	-	-	-
Property and Equipment	-	-	-	-	-	-	-	-
Other Objects	-	-	207	-	-	-	-	-
Other Uses of Funds	11,698	-	-	-	-	-	-	-
Total Expenditures	26,701,704	26,788,746	27,942,714	31,384,343	31,393,932	32,021,811	32,662,247	33,315,492
Excess of Revenue Over (Under) Expenditures	4,352,881	3,306,385	2,539,753	72,500	11,000	11,000	11,000	11,000
Net Change in Fund Balance	4,352,881	3,306,385	2,539,753	72,500	11,000	11,000	11,000	11,000
Fund Balance June 30, 20XX	<u>\$ 15,604,270</u>	<u>\$ 18,910,655</u>	<u>\$ 21,450,408</u>	<u>\$ 21,522,908</u>	<u>\$ 21,533,908</u>	<u>\$ 21,544,908</u>	<u>\$ 21,555,908</u>	<u>\$ 21,566,908</u>

North Penn School District
2021-2022 Budget

Debt Limit and Remaining Borrowing Capacity

The statutory borrowing limit of North Penn School District under the Local Government Unit Debt Act (Act 52 of 1978) is computed as a percentage of the School District's "Borrowing Base". The "Borrowing Base" is defined as the annual arithmetic average of "Total Revenues" (as defined by the Debt Act), for the three full fiscal years ended next preceding the date of incurring the debt. The calculation of the present borrowing base and the borrowing capacity is as follows:

Total Revenues for 2017-2018	251,356,844
Total Revenues for 2018-2019	258,918,332
Total Revenues for 2019-2020	264,025,690
Total Revenues - Past Three Years	\$ 774,300,866
Borrowing Base (annual arithmetic average) \$ 258,100,289	

Under the Debt Act as presently in effect, no school district shall incur any nonelectoral debt or lease rental debt if the aggregate net principal amount of such new debt, together with any other net nonelectoral debt and lease rental debt then outstanding, would cause the net nonelectoral debt plus net lease rental debt to exceed 225% of the Borrowing Base. The application of the aforesaid percentage to the School District's Borrowing Base produces the following:

<u>Net Nonelectoral Debt and Lease Rental Debt Limit</u>	<u>Legal Limit</u>	<u>Net Debt Outstanding</u>	<u>Remaining Borrowing Capacity</u>
225% of Borrowing Base	\$580,725,650	\$ 76,990,000	\$503,735,650

Current debt levels are at 13.3% of the legal limit. The District has ample borrowing capacity if the need arises.

North Penn School District
2021-2022 Budget

General Obligation Bonds and Notes

The District issues general obligation bonds and notes to provide funds for the acquisition and construction of major capital facilities. The outstanding debt was issued to finance additions and improvements at General Nash, Inglewood, Hatfield, Knapp and Montgomery Elementary Schools. The following tables illustrate the debt service (or debt payment) schedules as well as the amount of outstanding debt. For 2021-2022, the total debt service payments owed are \$10,910,748 which is 3.7% of the total expenditures for the fiscal year.

Debt Service Summary

<u>YEAR</u>	<u>2017 Bond</u>	<u>2019A Bond</u>	<u>2020 Note</u>	<u>2020A Note</u>	<u>Total</u>	<u>Principal Outstanding</u>
2021 - 22	1,923,300	7,087,000	721,623	1,178,825	10,910,748	\$ 68,254,000
2022 - 23	1,919,800	7,654,500	737,391	1,401,825	11,713,516	\$ 58,454,000
2023 - 24	1,978,550	7,644,350	758,678	1,521,681	11,903,259	\$ 48,175,000
2024 - 25	1,956,300	7,663,200	758,349	1,524,322	11,902,171	\$ 37,594,000
2025 - 26	6,251,800	-	757,882	4,696,817	11,706,499	\$ 26,896,000
2026 - 27	6,931,600	-	757,278	-	7,688,878	\$ 19,936,000
2027 - 28	-	-	3,035,538	-	3,035,538	\$ 17,356,000
2028 - 29	-	-	3,040,585	-	3,040,585	\$ 14,712,000
2029 - 30	-	-	3,040,169	-	3,040,169	\$ 12,008,000
2030 - 31	-	-	3,040,383	-	3,040,383	\$ 9,242,000
2031 - 32	-	-	3,222,179	-	3,222,179	\$ 6,231,000
2032 - 33	-	-	3,222,378	-	3,222,378	\$ 3,151,000
2033 - 34	-	-	3,223,000	-	3,223,000	\$ -
Totals	20,961,350	30,049,050	26,315,433	10,323,470	87,649,303	

North Penn School District
2021-2022 Budget

Debt Service Principal and Interest Payments

<u>YEAR</u>	<u>2017 Bond</u>	<u>2019A Bond</u>	<u>2020 Note</u>	<u>2020A Note</u>	<u>Total</u>
2021 - 22					
Principal	1,170,000	6,250,000	229,000	1,087,000	8,736,000
Interest	753,300	837,000	492,623	91,825	2,174,748
	1,923,300	7,087,000	721,623	1,178,825	10,910,748
2022 - 23					
Principal	1,225,000	7,005,000	250,000	1,320,000	9,800,000
Interest	694,800	649,500	487,391	81,825	1,913,516
	1,919,800	7,654,500	737,391	1,401,825	11,713,516
2023 - 24					
Principal	1,345,000	7,205,000	277,000	1,452,000	10,279,000
Interest	633,550	439,350	481,678	69,681	1,624,259
	1,978,550	7,644,350	758,678	1,521,681	11,903,259
2024 - 25					
Principal	1,390,000	7,440,000	283,000	1,468,000	10,581,000
Interest	566,300	223,200	475,349	56,322	1,321,171
	1,956,300	7,663,200	758,349	1,524,322	11,902,171
2025 - 26					
Principal	5,755,000	-	289,000	4,654,000	10,698,000
Interest	496,800	-	468,882	42,817	1,008,499
	6,251,800	-	757,882	4,696,817	11,706,499
2026- 27					
Principal	6,665,000	-	295,000	-	6,960,000
Interest	266,600	-	462,278	-	728,878
	6,931,600	-	757,278	-	7,688,878
2027-28					
Principal	-	-	2,580,000	-	2,580,000
Interest	-	-	455,538	-	455,538
	-	-	3,035,538	-	3,035,538
2028-29					
Principal	-	-	2,644,000	-	2,644,000
Interest	-	-	396,585	-	396,585
	-	-	3,040,585	-	3,040,585
2029-30					
Principal	-	-	2,704,000	-	2,704,000
Interest	-	-	336,169	-	336,169
	-	-	3,040,169	-	3,040,169
2030-31					
Principal	-	-	2,766,000	-	2,766,000
Interest	-	-	274,383	-	274,383
	-	-	3,040,383	-	3,040,383
2031-32					
Principal	-	-	3,011,000	-	3,011,000
Interest	-	-	211,179	-	211,179
	-	-	3,222,179	-	3,222,179
2032-33					
Principal	-	-	3,080,000	-	3,080,000
Interest	-	-	142,378	-	142,378
	-	-	3,222,378	-	3,222,378
2033-34					
Principal	-	-	3,151,000	-	3,151,000
Interest	-	-	72,000	-	72,000
	-	-	3,223,000	-	3,223,000
Principal	\$ 17,550,000	\$ 27,900,000	\$ 21,559,000	\$ 9,981,000	\$ 76,990,000
Interest	3,411,350	2,149,050	4,756,433	342,470	10,659,303
Debt Service	\$ 20,961,350	\$ 30,049,050	\$ 26,315,433	\$ 10,323,470	\$ 87,649,303

North Penn School District
2021-2022 Budget

Post-Employment Benefits Other than Pensions (OPEB)

The District provides medical and prescription drug insurance benefits to eligible retired employees, spouses, and dependents through a single-employer defined benefit plan. All aspects of the plan are administered by the District and can be amended through personnel manuals and contracts. The activity of the plan is reported in the District's General Fund.

The District negotiates the contribution percentage between itself and employees through union contracts and personnel policy and may vary depending on the applicable agreement. The District currently contributes enough money to the plan to satisfy current obligations on a pay-as-you-go basis and costs of the plan are paid by the District.

The District's OPEB expense is an amount actuarially determined in accordance with GASB Statement No. 75 for purposes of fulfilling employer accounting requirements.

Fiscal Year Ending ¹	2021	2020	2019	2018
Total OPEB Liability				
Service Cost	\$ 521,222	\$ 782,829	\$ 722,217	\$ 666,971
Interest	262,750	316,102	306,533	223,783
Changes of Benefit Terms	0	94	0	(2,527)
Differences between Expected and Actual Experience	0	(3,141,478)	0	(308,591)
Changes of Assumptions	982,546	(217,553)	8,956	431,851
Benefit Payments	(205,172)	(337,679)	(221,071)	(307,357)
Other Changes	0	0	0	0
Net Change	1,561,346	(2,597,685)	816,635	704,130
Total OPEB Liability - Beginning	7,409,865	10,007,550	9,190,915	8,486,785
Total OPEB Liability - Ending	\$ 8,971,211	\$ 7,409,865	\$ 10,007,550	\$ 9,190,915
Covered-Employee Payroll	\$126,547,566	\$126,547,566	\$116,833,571	\$116,833,571
Total OPEB Liability as a % of Covered-Employee Payroll	7.09%	5.86%	8.57%	7.87%

¹This information is shown for the last 10 years, if available.

Changes of Assumptions

The discount rate changed from 3.36% to 1.86%. The trend assumption was updated.

Changes of Benefit Terms

¹Each year's loss (or gain) is recognized over a closed period, using the average of the expected remaining service lives of all active and inactive employees that are currently receiving a benefit or may be eligible to receive a benefit in the future.

²These figures are based on estimated benefit payments. These amounts may be adjusted for actual benefit payments made during the year.

Fund Balance Designations

The District has previously implemented GASB Statement No. 54 which provides more clearly defined fund balance categories to make the nature and extent of the constraints placed on the District's fund balances more transparent. The following classifications describe the relative strength of the spending constraints:

- **Nonspendable** – Amounts that cannot be spent either because they are not in spendable form or because of legal or contractual constraints. Fund balance types of this category are inventories and prepaid expenditures.
- **Restricted** – Amounts that can be spent only for specific purposes stipulated by external resource providers or through enabling legislation. Fund balance types in this category include amounts for capital projects.
- **Committed** – Amounts that are constrained for specific purposes that are internally imposed by the District through formal action of the Board and do not lapse at year-end. Fund balance of this type is for the retirement rate increase. Since the District is required to contribute to the retirement plan, the retirement rate increase has been set up by the Board to provide any fluctuations to the rate increases.
- **Assigned** – Amounts that are intended to be used for specific purposes that are neither considered restricted or committed. Fund balance may be assigned by the Chief Financial Officer. Fund balance of this type include amounts for debt service along with funds to be set aside for self-insurance funding.
- **Unassigned** – Amounts not contained in other classifications. Unassigned amounts are technically available for any purpose. It is the policy of the District to follow state requirements that unassigned fund balance will not exceed 8% of the subsequent year operating budget in this category. For 2021-2022, the anticipated ending unassigned fund balance amount is \$18,107,387 or 6.2% of the operating budget.

Informational Section

North Penn School District

2021-2022 Budget



North Penn School District
Lansdale, Pennsylvania
www.npenn.org

Dr. Curtis Dietrich, Superintendent

THIS PAGE INTENTIONALLY LEFT BLANK

North Penn School District
2021-2022 Budget

Current Real Estate Tax

Real Estate Tax is the main source of revenue for funding the operation of the North Penn School District. It is based on the assessed valuation, as determined by the Montgomery and Bucks County Boards of Assessment, of all taxable property within the School District and is collected through elected tax collectors in each municipality.

The millage rate is the rate which the Board of School Directors sets for the taxation of the assessment on a property. The assessment value is determined by the Montgomery County Board of Assessments. The millage rates for 2021-2022 are:

Montgomery County Residents: 27.5369
Bucks County Residents: 119.7396

The current school district real estate tax can be calculated by taking the millage rate and multiplying it by your property assessment.

Example: .0275369 x 200,000 = \$5,507.38 Face Value
 Millage Assessment Tax

The current real estate tax bill payment schedule is as follows:

Payment Period	Payment Schedule
Discount	Payments received from July 1 to August 31 receive a 2% discount from the face value.
Face	Payments received from September 1 through October 31 are applied at the face value.
Penalty	Payments received after October 31 are subject to a 5% penalty on the face value.
Liened	Payments not received by December 31 will be considered delinquent and will be placed on a lien status with Montgomery or Bucks County.

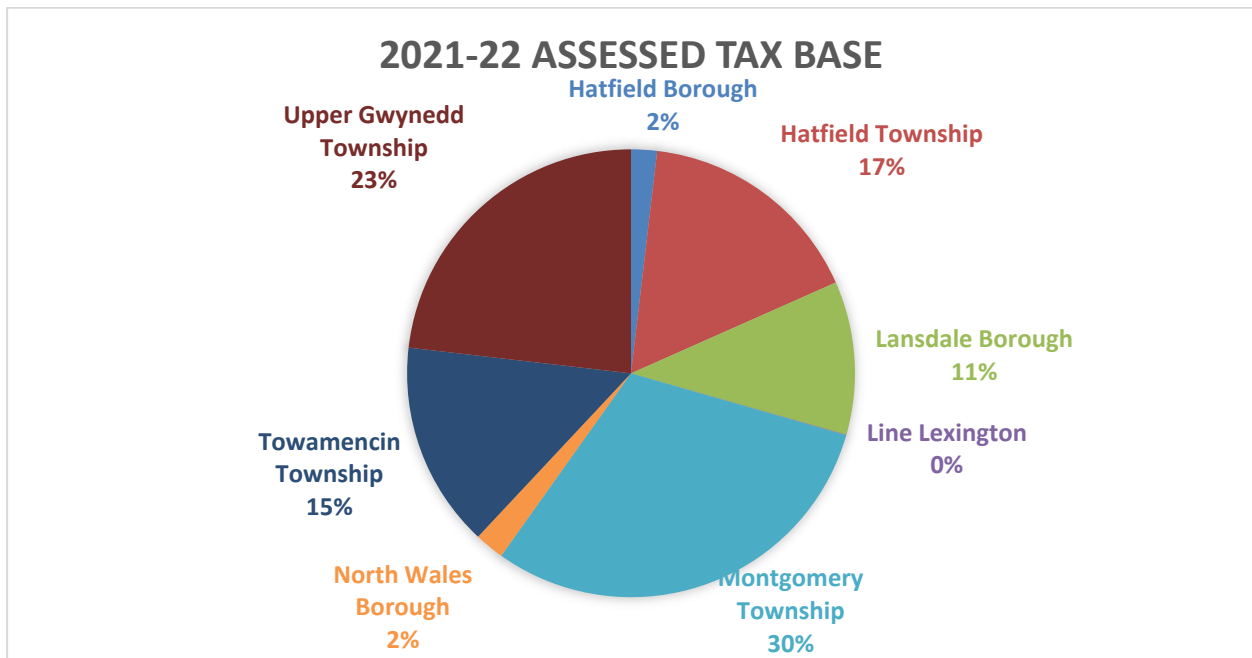
Each municipality has an elected tax collector where payments should be sent. The tax collectors as of July 1, 2021 are:

- Hatfield Borough - Nancy DeFinis
- Hatfield Township - Christina Murphy
- Lansdale Borough – James Hanratty
- Montgomery Township - Patricia Gallagher
- North Wales Borough – Timothy Weir
- Towamencin Township - Robert DiDomizio, Jr.
- Upper Gwynedd Township - Jane Murray
- Hilltown Township – Diane Telly
- New Britain Township – Nicole Percetti

North Penn School District
2021-2022 Budget

Assessed Value History

Township/Borough	TAX BASE	TAX BASE	TAX BASE	TAX BASE	TAX BASE	TAX BASE
	2016-2017	2017-2018	2018-2019	2019-2020	2020-2021	2021-2022
	Assessment	Assessment	Assessment	Assessment	Assessment	Assessment
	(Fixed as of April)	(Fixed as of April)	(Fixed as of May)	(Fixed as of May)	(Fixed as of May)	(Fixed as of May)
Hatfield Borough	\$135,358,030	\$136,132,690	\$136,065,620	\$136,017,670	\$136,324,890	\$136,260,400
Hatfield Township	1,143,308,390	1,169,848,380	1,183,229,170	1,189,338,020	1,200,329,750	1,207,054,860
Lansdale Borough	773,291,983	777,174,708	784,989,838	791,536,948	797,354,108	810,213,218
Line Lexington	2,256,600	2,256,600	2,269,810	2,247,290	2,247,290	2,853,106
Montgomery Township	2,202,288,404	2,218,242,184	2,225,851,624	2,229,188,184	2,226,420,487	2,222,453,460
North Wales Borough	154,975,580	155,163,500	155,777,550	155,647,130	156,015,640	156,037,980
Towamencin Township	1,082,681,176	1,083,273,185	1,085,442,649	1,085,748,709	1,089,846,129	1,087,342,029
Upper Gwynedd Township	1,701,710,410	1,672,415,490	1,666,747,800	1,681,896,720	1,689,556,020	1,695,346,060
Montgomery County Assessment Total	\$ 7,193,613,973	\$ 7,212,250,137	\$ 7,238,104,251	\$ 7,269,373,381	\$ 7,295,847,024	\$ 7,314,708,007
Bucks County Assessment Total	2,256,600	2,256,600	2,269,810	2,247,290	2,247,290	2,853,106
Montgomery County Tax Base	\$ 174,006,328	\$ 177,929,096	\$ 184,636,801	\$ 189,699,387	\$ 195,340,467	\$ 201,424,383
Bucks County Tax Base	\$ 300,504	\$ 306,484	\$ 320,022	\$ 326,944	\$ 335,444	\$ 341,630
	2016-2017	2017-2018	2018-2019	2019-2020	2020-2021	2021-2022
Montgomery County Millage Rate	24.1890	24.6704	25.5090	26.0957	26.7742	27.5369
Bucks County Millage Rate	133.1668	135.8167	140.9906	145.4835	149.2660	119.7396



North Penn School District
2021-2022 Budget

Assessed Value Projections

<u>Township/Borough</u>	Assessment (Fixed as of May)			
	TAX BASE 2021-2022	TAX BASE 2022-2023	TAX BASE 2023-2024	TAX BASE 2024-2025
	Hatfield Borough	\$136,260,400	\$136,805,442	\$137,352,664
Hatfield Township	1,207,054,860	1,211,883,079	1,216,730,611	1,221,597,533
Lansdale Borough	810,213,218	813,454,071	816,707,887	819,974,719
Line Lexington	2,853,106	2,864,518	2,875,976	2,887,480
Montgomery Township	2,222,453,460	2,177,453,460	2,186,163,274	2,194,907,927
North Wales Borough	156,037,980	156,662,132	157,288,781	157,917,936
Towamencin Township	1,087,342,029	1,091,691,397	1,096,058,163	1,100,442,396
Upper Gwynedd Township	1,695,346,060	1,702,127,444	1,708,935,954	1,715,771,698
Montgomery County Assessment Total	\$ 7,314,708,007	\$ 7,290,077,025	\$ 7,319,237,334	\$ 7,348,514,284
Bucks County Assessment Total	2,853,106	2,864,518	2,875,976	2,887,480
% Increase		-0.3%	0.4%	0.4%

Homestead/Farmstead Reduction

The Homestead/Farmstead real estate tax reduction was created by Act I Legislation (The Taxpayer Relief Act, Act 1 of Special Session 1 of 2006) that was signed into law by Governor Rendell on June 27, 2006. In order for a resident to qualify for the Homestead/Farmstead reduction, the property in which they live must be your primary residence. Commercial and Rental properties do not qualify. Residents cannot claim a primary residence and receive a benefit in another state or county and residents can have only one primary residence.

If the property has been Homestead/Farmstead approved, residents will see a Homestead/Farmstead Reduction on their tax bill when there are proceeds returned to the taxing District to pass through. The District has the County mail Notifications/Applications in December to residents who do not already have an approved homestead property informing them it is necessary to apply and the deadline to apply is March 1.

If the resident is a primary residential approved homestead property owner, they will see a reduction in their tax bill. This reduction is a revenue from the state using the pool of money that is collected for gambling in the state of Pennsylvania. The amount may vary year based upon the number of approved homesteads and the amount of money that is received by each of the school districts in the state.

Homestead approved property owners will have the option of paying using installment coupons. These coupons are set up in six installments with all of the payments to be made by December 15th. The coupons are based strictly on the face amount of the tax bill. If residents opt to use the coupons, they do not get to take the 2% discount payment option. If two coupon payments are late, residents are automatically removed from being able to receive coupon payments in the future.

North Penn School District
2021-2022 Budget

Local Current Property Tax Collection History

<u>Township/Borough</u>	Actual 2017-2018	Actual 2018-2019	Actual 2019-2020	Budget 2020-2021	Budget 2020-2021
Hatfield Borough	\$ 3,174,080	\$ 3,277,756	\$ 3,350,556	\$ 3,433,781	\$ 3,536,831
Hatfield Township	27,340,640	28,504,692	29,507,665	30,234,014	31,331,157
Lansdale Borough	17,947,197	18,678,212	19,074,386	20,083,833	21,030,212
Line Lexington	287,801	300,033	298,705	315,594	321,989
Montgomery Township	51,887,499	53,649,327	55,160,376	56,079,274	57,687,290
North Wales Borough	3,579,769	3,703,891	3,764,316	3,929,723	4,050,184
Towamencin Township	25,211,712	26,070,159	25,831,761	27,451,155	28,223,631
Upper Gwynedd Township	39,422,268	40,658,361	42,043,680	42,556,690	44,005,206
Assessment Appeals	791,720	(309,003)	(1,287,206)	100,000	100,000
Total	\$ 169,642,686	\$ 174,533,428	\$ 177,744,239	\$ 184,184,064	\$ 190,286,500
Collection Percentage	97.00%	97.00%	97.00%	96.70%	96.80%
Montgomery County Millage Rate	24.6704	25.5090	26.0957	26.7742	27.5369
Bucks County Millage Rate	135.8167	140.9906	145.4835	149.2660	119.7396

IMPACT OF TAX INCREASES ON AVERAGE PROPERTY OWNER

	Assessment	2017-2018 Tax	2018-2019 Tax	2019-2020 Tax	2020-2021 Tax	2021-2022 Tax
Montgomery County	155,990	3,848.34	3,979.15	4,070.67	4,176.51	4,295.48
Bucks County	23,243	3,156.79	3,277.04	3,381.47	3,469.39	2,783.11
Montgomery County Millage Rate		24.6704	25.5090	26.0957	26.7742	27.5369
Bucks County Millage Rate		135.8167	140.9906	145.4835	149.2660	119.7396

North Penn School District
2021-2022 Budget

Ten Largest Real Estate Taxpayer

District's Ten Largest Real Estate Taxpayers

Owner	Property	Assessed Value	Taxes Due
Merck & Company	Pharmaceuticals	\$514,670,910	\$14,172,441
Montgomeryville Associates	Shopping Mall	90,971,026	2,505,060
Nappen & Associates	Industrial Centers	40,303,400	1,109,831
KIR Montgomery 049 LLC	Shopping Centers	35,960,000	990,227
SPUS7 Station Square LLC	Apartments	35,504,000	977,670
Brittany Point Estates(ACTS Inc)	Retirement Community	31,770,560	874,863
Hatfield Village Associates	Apartments	31,472,000	866,641
KBF Associates	Shopping Centers	28,810,070	793,340
110 Avenel Blvd LP	Apartments	28,213,000	776,899
Towamencin Apt Joint Venture	Apartments	26,381,000	726,451
	Top 10 Assessments	\$864,055,966	\$23,793,423
	Total Montgomery and Bucks County Assessments	7,317,561,113	201,766,013
	Percentage of Total	11.81%	11.79%

North Penn School District
2021-2022 Budget

Other Local Revenue Sources

The second largest source of local revenue is from proportional tax assessments including earned income taxes (EIT) and real estate transfer taxes. The district shares these taxes with the municipality, for both of these taxes the district collects a rate of 50% of the total tax levied. The remaining 50% is received the local municipality. The District anticipates collecting \$18.6 million in EIT revenue and \$3.6 million in real estate transfer taxes. Other local sources of revenue include interim and delinquent payments on real estate taxes, earnings on investments, revenues from district activities, and other various sources.

OTHER LOCAL REVENUE SOURCES					
Revenue Sources	Actual 2017-2018	Actual 2018-2019	Actual 2019-2020	Budget 2020-2021	Budget 2021-2022
Interim Taxes	\$ 624,327	\$ 633,444	\$ 1,730,660	\$ 800,000	\$ 750,000
Earned Income Tax (EIT)	16,752,716	17,302,418	17,515,991	17,331,000	18,600,000
Real Estate Transfer Tax	3,749,991	3,411,751	2,995,545	3,400,000	3,600,000
Delinquent Real Estate Tax	2,126,302	2,071,949	1,516,873	2,000,000	1,800,000
Total	\$ 23,253,336	\$ 23,419,562	\$ 23,759,069	\$ 23,531,000	\$ 24,750,000

North Penn School District
2021-2022 Budget

Enrollment Projections

The District uses a four-year average of cohort movement from grade to grade to project enrollment. Kindergarten enrollment is projected using the four-year average of the percent of live births that enroll in kindergarten.

Historical Student Enrollment by Building and Grade Level

	Grade K					Grade 1					Grade 2					Grade 3				
	2018	2019	2020	2021	2022	2018	2019	2020	2021	2022	2018	2019	2020	2021	2022	2018	2019	2020	2021	2022
Bridle Path	49	61	61	59	68	55	71	75	60	67	80	62	73	75	68	81	84	63	72	76
Gwyn-Nor	63	63	92	92	97	91	71	72	87	97	76	83	76	77	82	80	83	84	75	73
Gwynedd Square	55	53	88	72	101	85	79	76	86	82	84	86	77	72	91	82	79	74	86	77
Hatfield	66	73	58	65	73	54	68	72	65	73	68	63	74	72	76	73	75	67	63	79
Inglewood	66	72	73	52	65	63	81	75	63	56	69	69	87	62	60	74	72	75	59	53
Knapp	64	81	98	66	96	89	79	85	99	76	74	93	89	73	102	86	67	92	87	70
Kulp	63	62	86	77	84	73	58	83	87	88	82	78	59	84	90	88	80	71	65	86
Montgomery	39	61	88	69	90	56	91	78	91	89	54	89	96	84	97	65	94	96	100	86
Nash	63	56	60	58	58	92	43	64	72	63	94	59	45	70	76	104	54	61	59	67
North Wales	53	52	62	69	57	63	60	56	60	74	65	54	61	55	65	49	63	57	65	57
Oak Park	66	66	85	72	74	73	71	73	82	74	59	74	69	68	73	75	57	75	71	68
Walton Farm	56	65	95	52	74	68	68	81	100	61	91	66	71	79	99	91	93	69	72	87
York Avenue	36	35	48	31	43	34	36	42	44	40	39	32	33	42	49	42	36	35	29	50
District Elementary	739	800	994	834	980	896	876	932	996	940	935	908	910	913	1,028	990	939	919	903	929

	Grade 4					Grade 5					Grade 6				
	2018	2019	2020	2021	2022	2018	2019	2020	2021	2022	2018	2019	2020	2021	2022
Bridle Path	86	86	82	67	72	67	90	89	79	68	96	70	89	90	77
Gwyn-Nor	88	73	81	80	74	93	93	74	78	82	117	94	96	81	79
Gwynedd Square	103	88	79	82	85	86	101	84	80	87	85	80	95	80	80
Hatfield	71	72	72	68	64	76	70	75	65	64	83	75	75	79	60
Inglewood	78	70	72	55	62	79	76	73	66	58	72	75	78	66	67
Knapp	89	80	63	78	83	89	85	80	60	76	87	85	95	80	61
Kulp	68	78	86	72	61	84	74	81	87	78	74	81	75	80	88
Montgomery	48	102	107	90	102	61	107	103	109	90	49	103	114	105	107
Nash	105	66	55	72	62	107	49	65	65	74	105	62	42	65	64
North Wales	65	50	61	55	72	69	65	53	59	58	58	70	66	53	62
Oak Park	67	79	58	81	64	74	68	73	61	74	66	76	69	73	62
Walton Farm	81	91	89	73	74	97	83	90	77	79	83	108	81	94	78
York Avenue	50	37	42	32	29	26	48	40	35	39	47	25	48	38	28
District Elementary	999	972	947	905	904	1,008	1,009	960	921	927	1,022	1,004	1,023	984	913

	Grade 7					Grade 8					Grade 9				
	2018	2019	2020	2021	2022	2018	2019	2020	2021	2022	2018	2019	2020	2021	2022
PennBrook	286	305	292	287	259	272	294	312	292	288	283	284	284	293	284
Pennsdale	438	456	378	450	403	408	439	451	377	431	363	403	431	458	370
Pennfield	305	283	330	271	328	284	297	297	325	274	284	276	306	288	321
District Secondary	1,029	1,044	1,000	1,008	990	964	1,030	1,060	994	993	930	963	1,021	1,039	975

	Grade 10					Grade 11					Grade 12				
	2018	2019	2020	2021	2022	2018	2019	2020	2021	2022	2018	2019	2020	2021	2022
North Penn HS	1,020	984	1,023	1,047	1,085	1,044	1,013	972	1,028	1,024	1,025	1,125	1,040	958	1,033
District Secondary	1,020	984	1,023	1,047	1,085	1,044	1,013	972	1,028	1,024	1,025	1,125	1,040	958	1,033

District Total	12,601	12,667	12,821	12,530	12,721
----------------	--------	--------	--------	--------	--------

SOURCES: 2018 from PIMS data 10/1/17; 2019 from PIMS 9/14/18; 2020 from PIMS data 9/16/19; 2021 from PIMS data 9/15/20; and 2022 projections based on 9/15/21 enrollment

North Penn School District
2021-2022 Budget

Projected 2021-22 Student Enrollment - Detailed

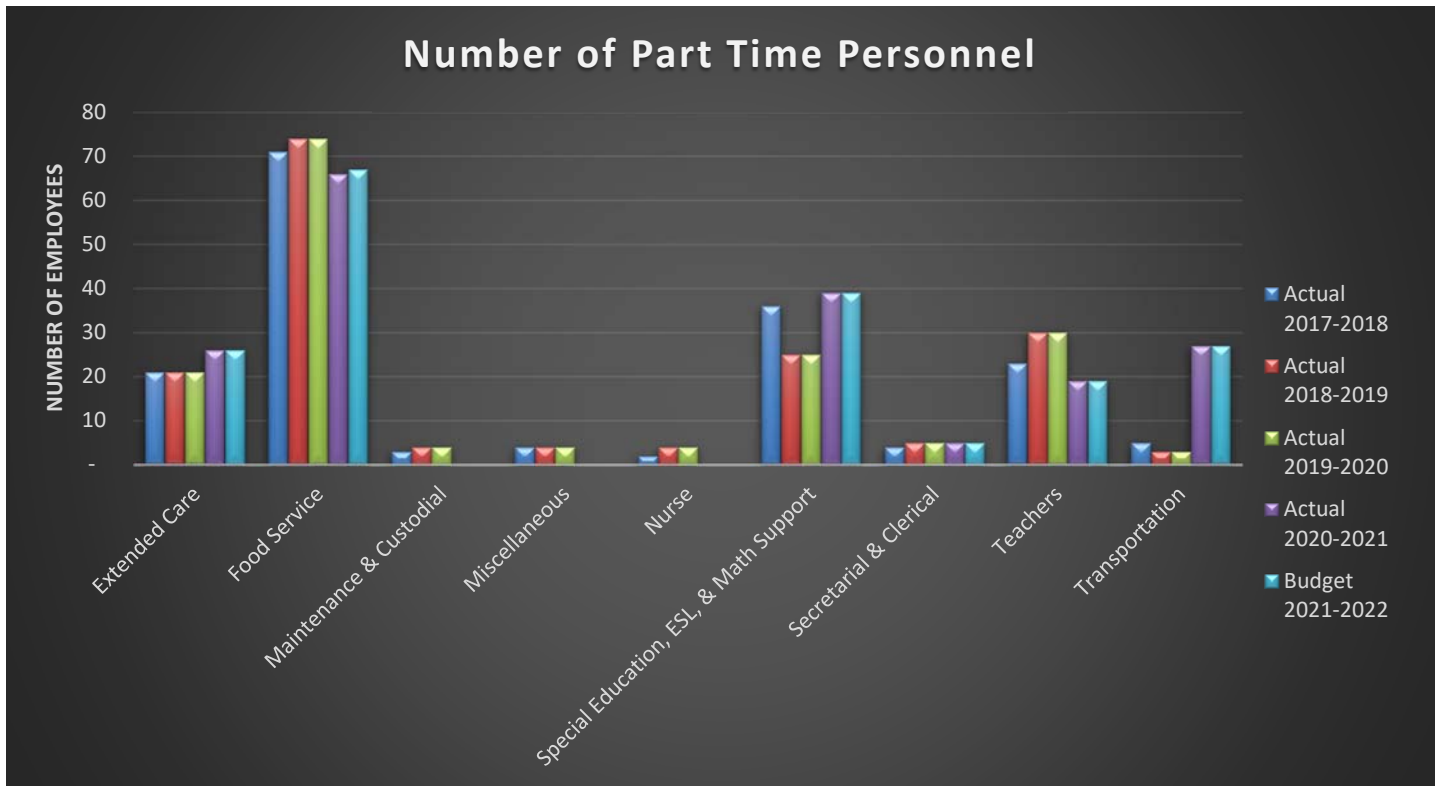
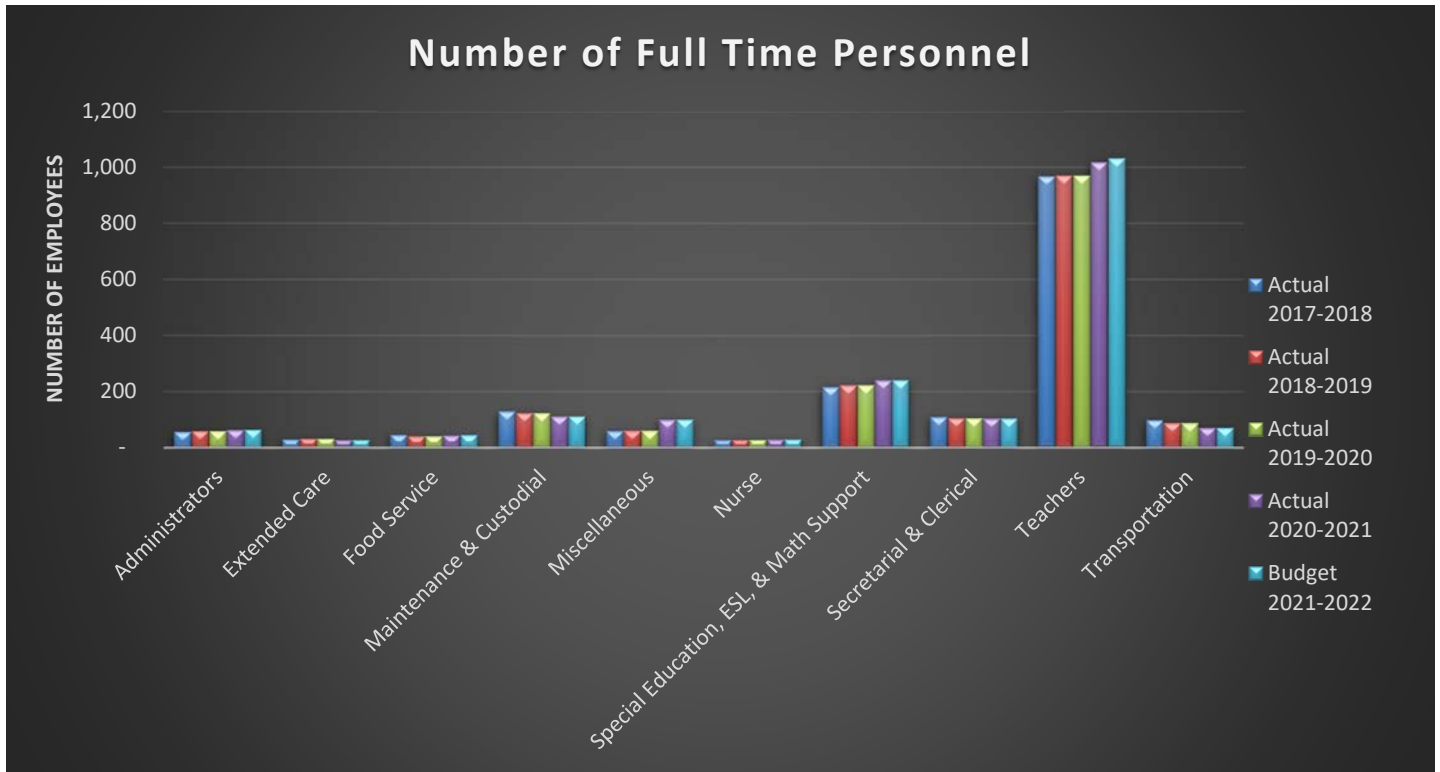
School	K	1	2	3	4	5	6	7	8	9	10	11	12	Total
Bridle Path	68	67	68	76	72	68	77							496
Gwyn-Nor	97	97	82	73	74	82	79							584
Gwynedd Square	101	82	91	77	85	87	80							603
Hatfield	73	73	76	79	64	64	60							489
Inglewood	65	56	60	53	62	58	67							421
Knapp	96	76	102	70	83	76	61							564
Kulp	84	88	90	86	61	78	88							575
Montgomery	90	89	97	86	102	90	107							661
Nash	58	63	76	67	62	74	64							464
North Wales	57	74	65	57	72	58	62							445
Oak Park	74	74	73	68	64	74	62							489
Walton Farm	74	61	99	87	74	79	78							552
York Avenue	43	40	49	50	29	39	28							278
Elementary Total	980	940	1,028	929	904	927	913							6,621
Pennbrook								259	288	284				831
Penndale								403	431	370				1,204
Pennfield								328	274	321				923
Middle Total								990	993	975				2,958
HS Total - NPHS											1,085	1,024	1,033	3,142
District Total	980	940	1,028	929	904	927	913	990	993	975	1,085	1,024	1,033	12,721

10 Year Projected Student Enrollment

Projected Enrollments			
School Year	K-6	7-12	Total Enrollment
2022-2023	6,714	6,029	12,743
2023-2024	6,748	5,961	12,709
2024-2025	6,758	5,820	12,578
2025-2026	6,815	5,759	12,574
2026-2027	6,776	5,799	12,575
2027-2028	6,816	5,767	12,583
2028-2029	6,689	5,975	12,664
2029-2030	6,680	6,044	12,724
2030-2031	6,704	6,091	12,795
2031-2032	6,770	6,084	12,854

North Penn School District
2021-2022 Budget

Personnel Distribution Reports



North Penn School District
2021-2022 Budget

General Obligation Bonds and Notes

The District issues general obligation bonds and notes to provide funds for the acquisition and construction of major capital facilities. The outstanding debt was issued to finance additions and improvements at General Nash, Inglewood, Hatfield, Knapp and Montgomery Elementary Schools. The following tables illustrate the debt service (or debt payment) schedules as well as the amount of outstanding debt. For 2021-2022, the total debt service payments owed are \$10,910,748 which is 3.7% of the total expenditures for the fiscal year.

Debt Service Summary

<u>YEAR</u>	<u>2017 Bond</u>	<u>2019A Bond</u>	<u>2020 Note</u>	<u>2020A Note</u>	<u>Total</u>	<u>Principal Outstanding</u>
2021 - 22	1,923,300	7,087,000	721,623	1,178,825	10,910,748	\$ 68,254,000
2022 - 23	1,919,800	7,654,500	737,391	1,401,825	11,713,516	\$ 58,454,000
2023 - 24	1,978,550	7,644,350	758,678	1,521,681	11,903,259	\$ 48,175,000
2024 - 25	1,956,300	7,663,200	758,349	1,524,322	11,902,171	\$ 37,594,000
2025 - 26	6,251,800	-	757,882	4,696,817	11,706,499	\$ 26,896,000
2026 - 27	6,931,600	-	757,278	-	7,688,878	\$ 19,936,000
2027 - 28	-	-	3,035,538	-	3,035,538	\$ 17,356,000
2028 - 29	-	-	3,040,585	-	3,040,585	\$ 14,712,000
2029 - 30	-	-	3,040,169	-	3,040,169	\$ 12,008,000
2030 - 31	-	-	3,040,383	-	3,040,383	\$ 9,242,000
2031 - 32	-	-	3,222,179	-	3,222,179	\$ 6,231,000
2032 - 33	-	-	3,222,378	-	3,222,378	\$ 3,151,000
2033 - 34	-	-	3,223,000	-	3,223,000	\$ -
Totals	20,961,350	30,049,050	26,315,433	10,323,470	87,649,303	

North Penn School District
2021-2022 Budget

Debt Service Principal and Interest Payments

<u>YEAR</u>	<u>2017 Bond</u>	<u>2019A Bond</u>	<u>2020 Note</u>	<u>2020A Note</u>	<u>Total</u>
2021 - 22					
Principal	1,170,000	6,250,000	229,000	1,087,000	8,736,000
Interest	753,300	837,000	492,623	91,825	2,174,748
	1,923,300	7,087,000	721,623	1,178,825	10,910,748
2022 - 23					
Principal	1,225,000	7,005,000	250,000	1,320,000	9,800,000
Interest	694,800	649,500	487,391	81,825	1,913,516
	1,919,800	7,654,500	737,391	1,401,825	11,713,516
2023 - 24					
Principal	1,345,000	7,205,000	277,000	1,452,000	10,279,000
Interest	633,550	439,350	481,678	69,681	1,624,259
	1,978,550	7,644,350	758,678	1,521,681	11,903,259
2024 - 25					
Principal	1,390,000	7,440,000	283,000	1,468,000	10,581,000
Interest	566,300	223,200	475,349	56,322	1,321,171
	1,956,300	7,663,200	758,349	1,524,322	11,902,171
2025 - 26					
Principal	5,755,000	-	289,000	4,654,000	10,698,000
Interest	496,800	-	468,882	42,817	1,008,499
	6,251,800	-	757,882	4,696,817	11,706,499
2026- 27					
Principal	6,665,000	-	295,000	-	6,960,000
Interest	266,600	-	462,278	-	728,878
	6,931,600	-	757,278	-	7,688,878
2027-28					
Principal	-	-	2,580,000	-	2,580,000
Interest	-	-	455,538	-	455,538
	-	-	3,035,538	-	3,035,538
2028-29					
Principal	-	-	2,644,000	-	2,644,000
Interest	-	-	396,585	-	396,585
	-	-	3,040,585	-	3,040,585
2029-30					
Principal	-	-	2,704,000	-	2,704,000
Interest	-	-	336,169	-	336,169
	-	-	3,040,169	-	3,040,169
2030-31					
Principal	-	-	2,766,000	-	2,766,000
Interest	-	-	274,383	-	274,383
	-	-	3,040,383	-	3,040,383
2031-32					
Principal	-	-	3,011,000	-	3,011,000
Interest	-	-	211,179	-	211,179
	-	-	3,222,179	-	3,222,179
2032-33					
Principal	-	-	3,080,000	-	3,080,000
Interest	-	-	142,378	-	142,378
	-	-	3,222,378	-	3,222,378
2033-34					
Principal	-	-	3,151,000	-	3,151,000
Interest	-	-	72,000	-	72,000
	-	-	3,223,000	-	3,223,000
Principal	\$ 17,550,000	\$ 27,900,000	\$ 21,559,000	\$ 9,981,000	\$ 76,990,000
Interest	3,411,350	2,149,050	4,756,433	342,470	10,659,303
Debt Service	\$ 20,961,350	\$ 30,049,050	\$ 26,315,433	\$ 10,323,470	\$ 87,649,303

North Penn School District
2021-2022 Budget

School Nutrition and Performance Measurement Data

Free and Reduced Lunch Meal Counts by Building and Level

	Free			Reduced			Total			Percent Free/Reduced		
	2018-19	2019-20*	2020-21**	2018-19	2019-20*	2020-21**	2018-19	2019-20*	2020-21**	2018-19	2019-20*	2020-21**
Bridle Path	11,455	5,756	51,447	1,309	681	-	42,886	29,243	51,447	30%	22%	100%
Gwyn-Nor	16,656	13,467	45,876	2,957	1,545	-	42,317	31,025	45,876	46%	48%	100%
Gwynedd Square	8,497	6,392	48,948	1,727	517	-	35,722	25,828	48,948	29%	27%	100%
Hatfield	33,599	23,656	95,374	4,205	3,844	-	50,839	37,965	95,374	74%	72%	100%
Inglewood	20,529	15,138	72,321	1,571	1,224	-	41,547	31,419	72,321	53%	52%	100%
Knapp	34,601	25,127	25,368	4,805	3,072	-	55,073	38,738	25,368	72%	73%	100%
Kulp	21,549	13,590	75,687	2,008	1,470	-	44,252	29,768	75,687	53%	51%	100%
Montgomery	8,785	6,792	41,974	1,515	870	-	38,798	27,734	41,974	27%	28%	100%
Nash	7,216	5,252	47,965	583	413	-	23,280	17,817	47,965	34%	32%	100%
North Wales	10,021	6,294	36,515	1,547	1,152	-	24,922	17,824	36,515	46%	42%	100%
Oak Park	33,518	24,100	68,577	2,952	3,847	-	49,113	39,110	68,577	74%	71%	100%
Walton Farm	12,501	8,994	37,245	2,364	2,091	-	39,417	29,877	37,245	38%	37%	100%
York Avenue	9,844	6,962	31,721	771	1,432	-	18,250	14,800	31,721	58%	57%	100%
District Elementary	228,771	161,520	679,018	28,314	22,158	-	506,416	371,148	679,018	51%	49%	100%

	Free			Reduced			Total			Percent Free/Reduced		
	2018-19	2019-20*	2020-21**	2018-19	2019-20*	2020-21**	2018-19	2019-20*	2020-21**	2018-19	2019-20*	2020-21**
Pennbrook	16,519	11,591	26,325	1,978	1,787	-	50,274	36,853	26,325	37%	37%	100%
Penndale	52,247	34,204	82,354	5,935	3,966	-	99,817	67,923	82,354	60%	58%	100%
Pennfield	30,049	22,623	19,191	4,323	4,515	-	67,765	50,497	19,191	45%	51%	100%
North Penn HS	82,668	60,731	76,194	12,392	7,493	-	205,754	142,674	76,194	47%	46%	100%
District Secondary	181,483	129,149	204,064	24,628	17,761	-	423,610	297,947	204,064	49%	69%	100%

District Total	410,254	290,669	883,082	52,942	39,919	-	930,026	669,095	883,082	50%	49%	100%
-----------------------	----------------	----------------	----------------	---------------	---------------	----------	----------------	----------------	----------------	------------	------------	-------------

* 2019-20 School Year - Meals were served in schools through March 12, 2020 until a state mandated shutdown of the district due to COVID-19 occurred. Meal distribution resumed March 17, 2020 under the Summer Food Service Program where 199,860 meals were served via curbside pickup through June 30, 2020.

** 2020-21 School Year - Meals were provided free to all students via the USDA extended free meal waivers.

	School Nutrition Meal Prices				
	2017-18	2018-19	2019-20	2020-21	2021-22
Breakfast (all levels)	\$ 1.75	\$ 1.75	\$ 1.75	\$ 1.75	FREE
Lunch					
Elementary	\$ 2.80	\$ 2.80	\$ 2.80	\$ 2.80	FREE
Middle	\$ 3.00	\$ 3.00	\$ 3.00	\$ 3.00	FREE
High	\$ 3.25	\$ 3.25	\$ 3.25	\$ 3.25	FREE

*Meals for the 2021-2022 school year will be offered free to all students due to the district's participation in the Seamless Summer Option program. The district will be reimbursed \$2.46 for breakfast and \$4.32 for lunch.

North Penn School District
2021-2022 Budget

Student Performance Measurements

Indicator	2017-18	2018-19	2019-20
Graduation Rate (4 Year Cohort)	94.92%	95.16%	94.88%
Dropout Rate (Annual)	0.44%	0.42%	0.35%
Percent Proficient on PSSA/Keystones	Algebra 1: 85.1% Literature: 88.8% Biology: 86.7%	Algebra 1: 80.1% Literature: 85.1% Biology: 82.4%	DID NOT OCCUR DUE TO COVID-19
SAT Average Score	Math: 580 Evidence Based Reading and Writing : 580	Math: 580 Evidence Based Reading and Writing : 580	Math: 580 Evidence Based Reading and Writing : 580
AP% of Seniors with a score of 3 or higher	33.12%	27.90%	34.31%
Attendance Rate	95.61%	95.21%	95.40%



Future Ready PA Index

The Pennsylvania Department of Education recognizes that students – and the schools that serve them – are more than just standardized test scores.

Launched in November 2018, the Future Ready PA Index is the result of discussions with thousands of educators, parents, advocates, policymakers, and business leaders across Pennsylvania about how communities should evaluate schools.

The tool moves beyond a single, summative score to increase transparency around school and student group performance – it features a dashboard approach to present data and information. The Future Ready PA Index illustrates student and school success via three color-coded categories: academic performance, student progress, and college and career readiness, providing the public with a more comprehensive look at how Pennsylvania's schools are educating students.

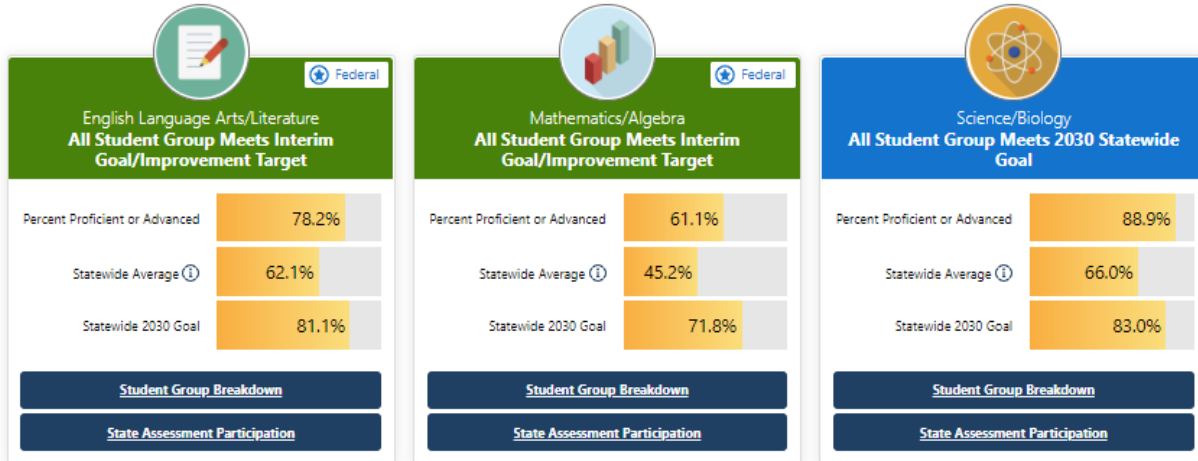
The following graphics shows the North Penn School District's Future Ready PA Index results for State Assessment Measures by building for the 2018-19 academic year. Due to COVID-19 the State Assessment Measures could not be updated with 2019-20 academic year results.

North Penn School District
2021-2022 Budget

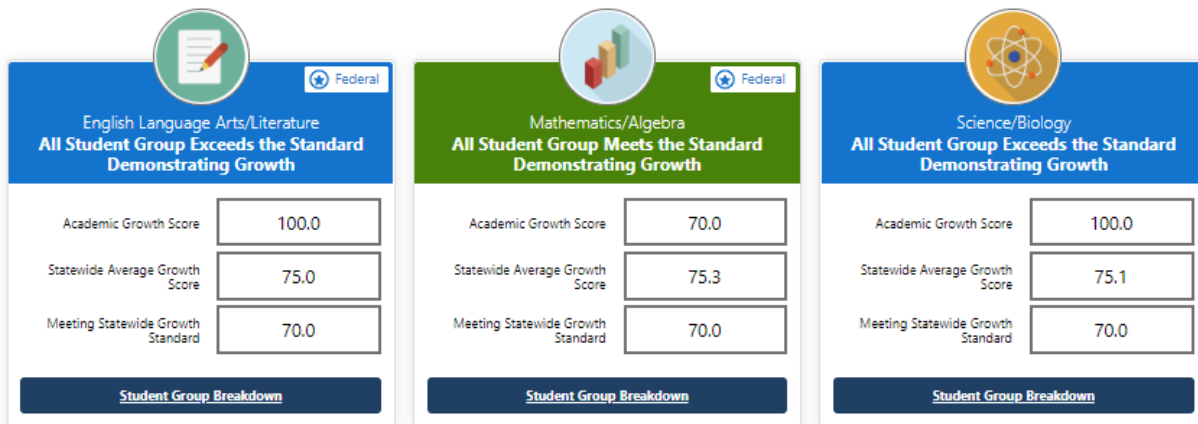


Bridle Path El Sch

Proficient or Advanced on Pennsylvania State Assessments ⓘ



Meeting Annual Academic Growth Expectations (PVAAS) ⓘ

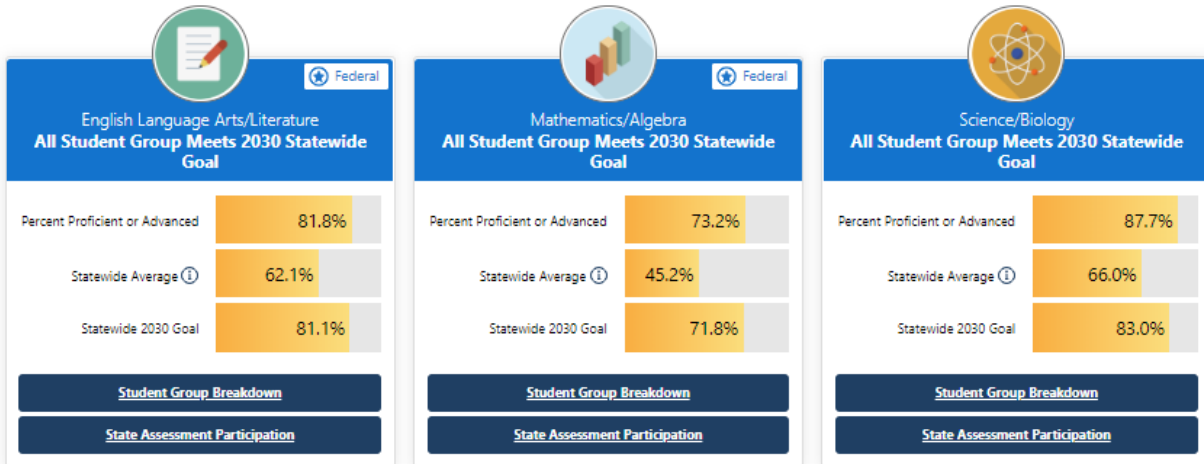


North Penn School District
2021-2022 Budget

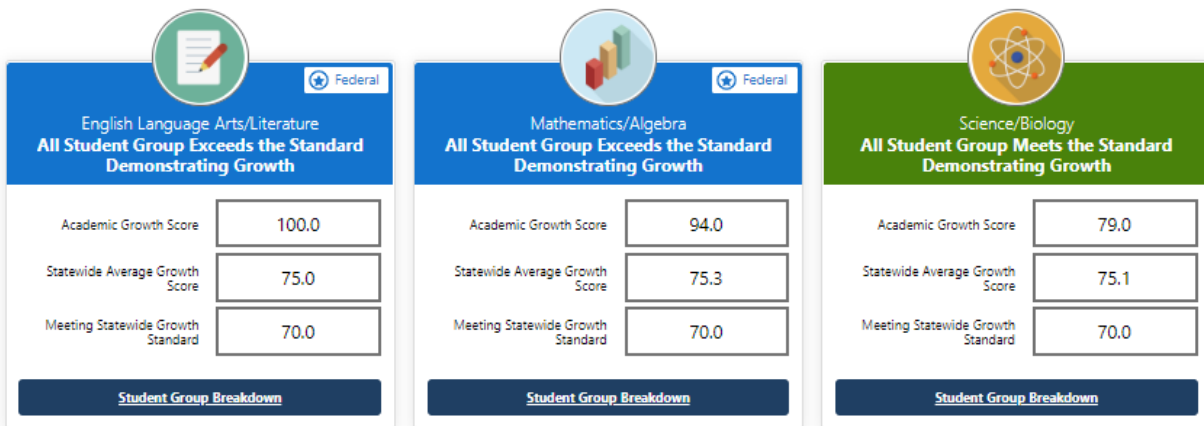


General Nash El Sch

Proficient or Advanced on Pennsylvania State Assessments ⓘ



Meeting Annual Academic Growth Expectations (PVAAS) ⓘ

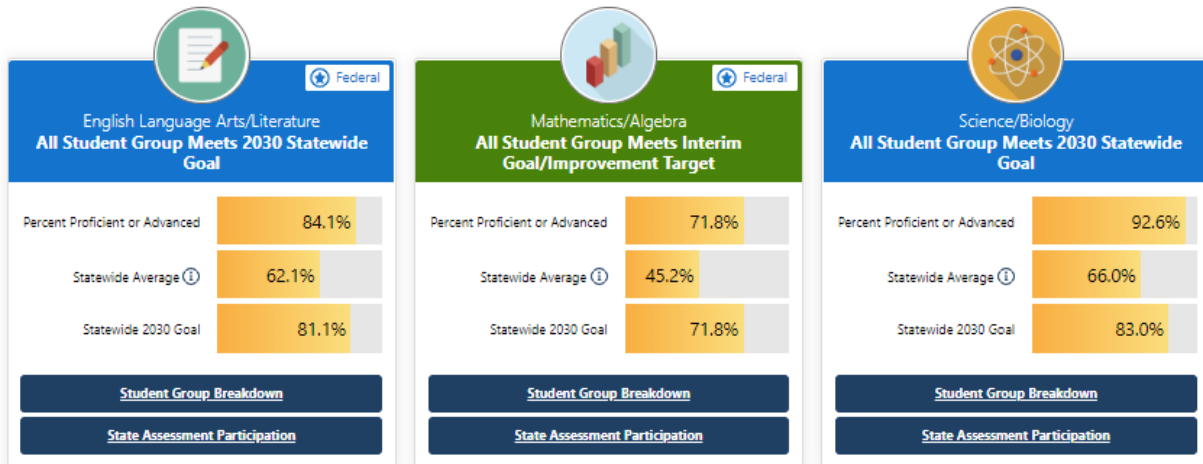


North Penn School District
2021-2022 Budget

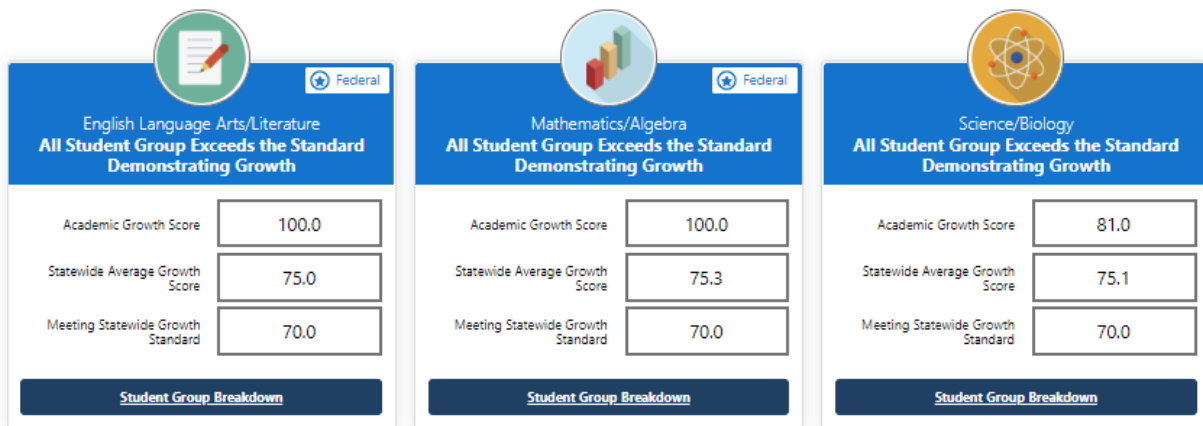


Gwynedd Square El Sch

Proficient or Advanced on Pennsylvania State Assessments ⓘ



Meeting Annual Academic Growth Expectations (PVAAS) ⓘ

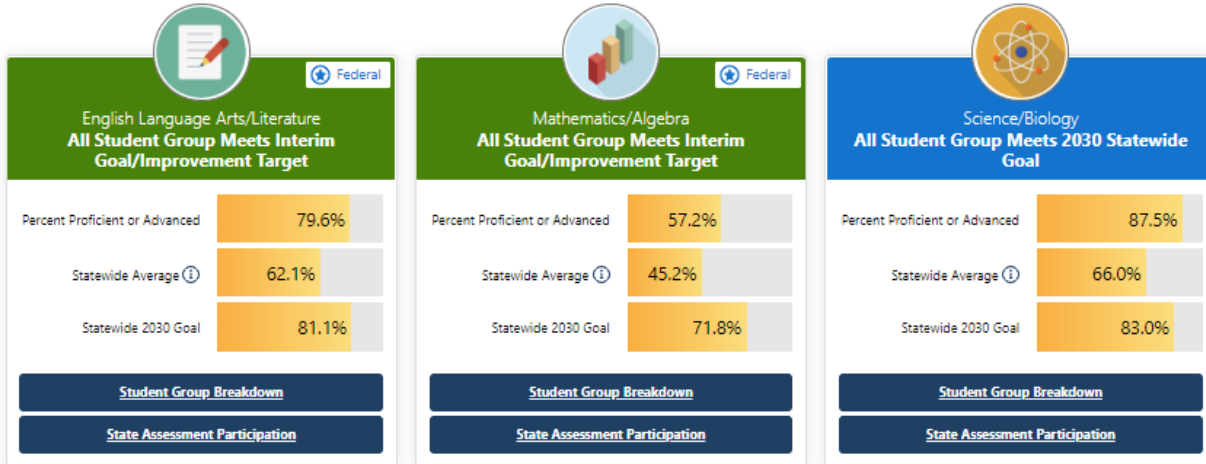


North Penn School District
2021-2022 Budget

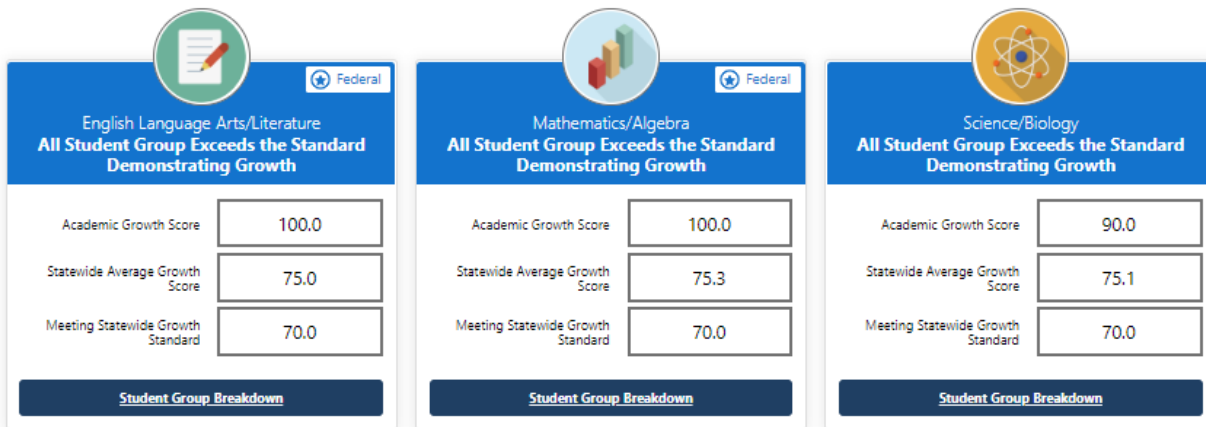


Gwyn-Nor El Sch

Proficient or Advanced on Pennsylvania State Assessments ⓘ



Meeting Annual Academic Growth Expectations (PVAAS) ⓘ

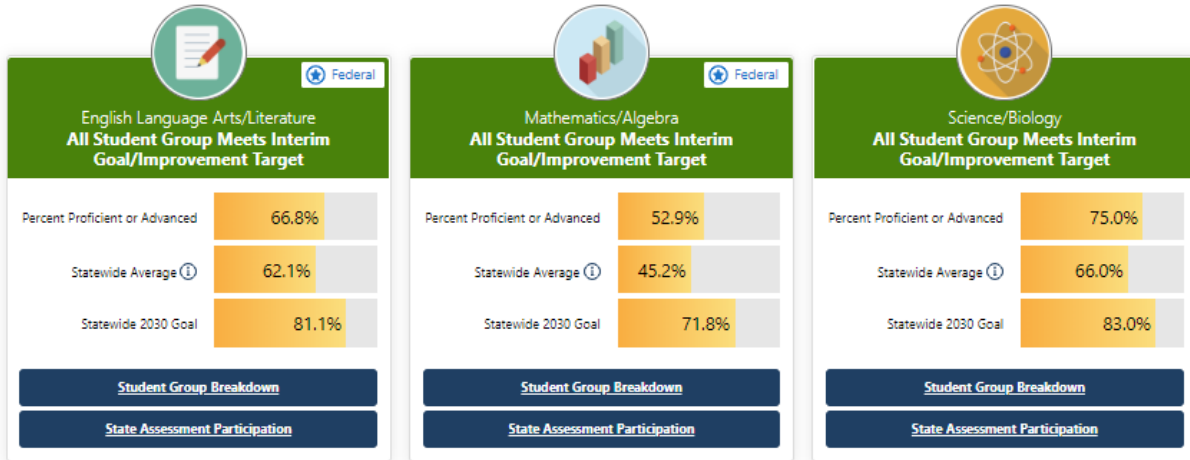


North Penn School District
2021-2022 Budget

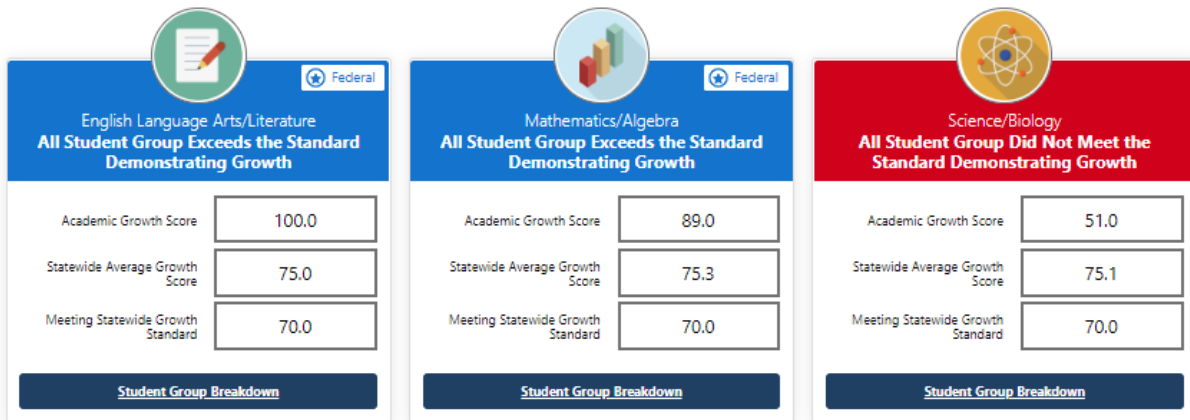


Hatfield El Sch

Proficient or Advanced on Pennsylvania State Assessments ⓘ



Meeting Annual Academic Growth Expectations (PVAAS) ⓘ

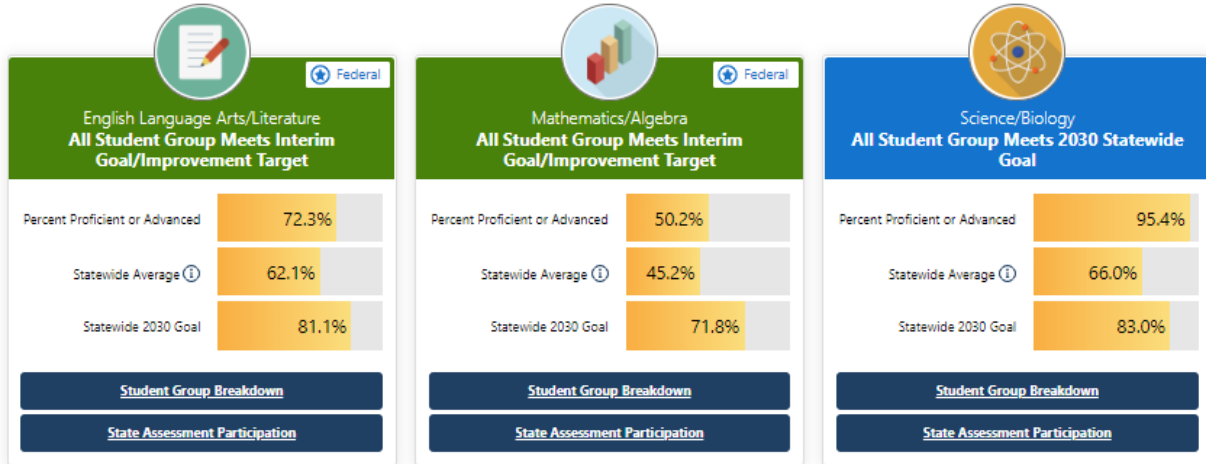


North Penn School District
2021-2022 Budget

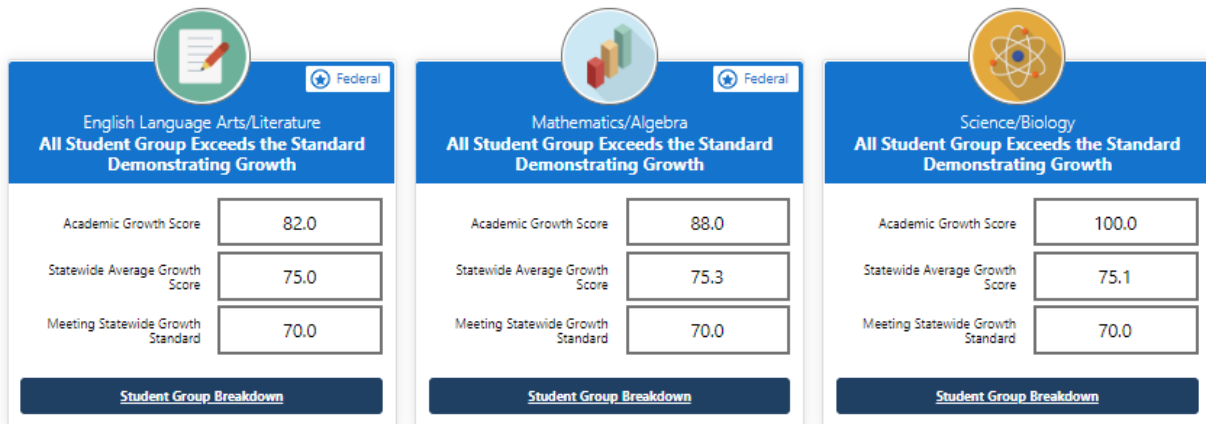


Inglewood El Sch

Proficient or Advanced on Pennsylvania State Assessments ⓘ



Meeting Annual Academic Growth Expectations (PVAAS) ⓘ

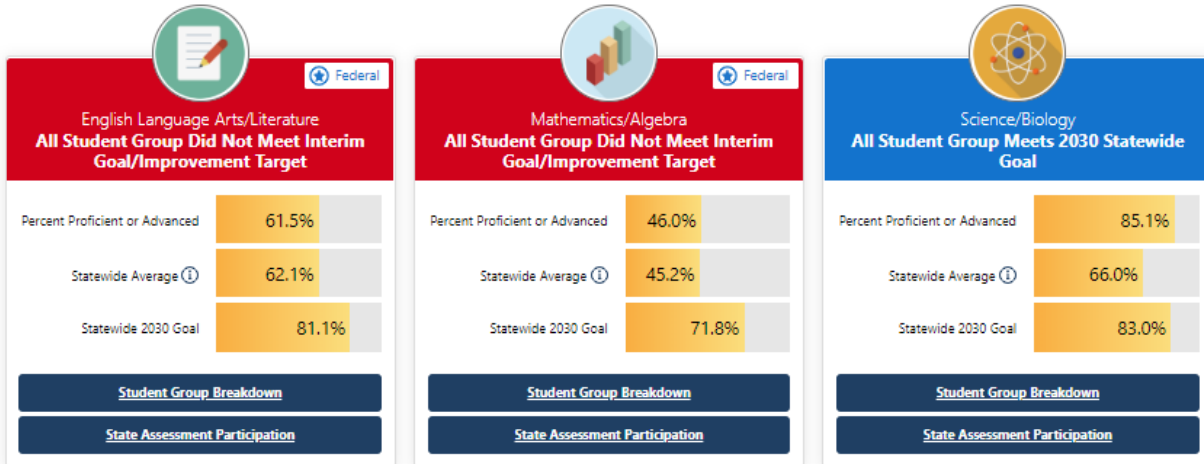


North Penn School District
2021-2022 Budget

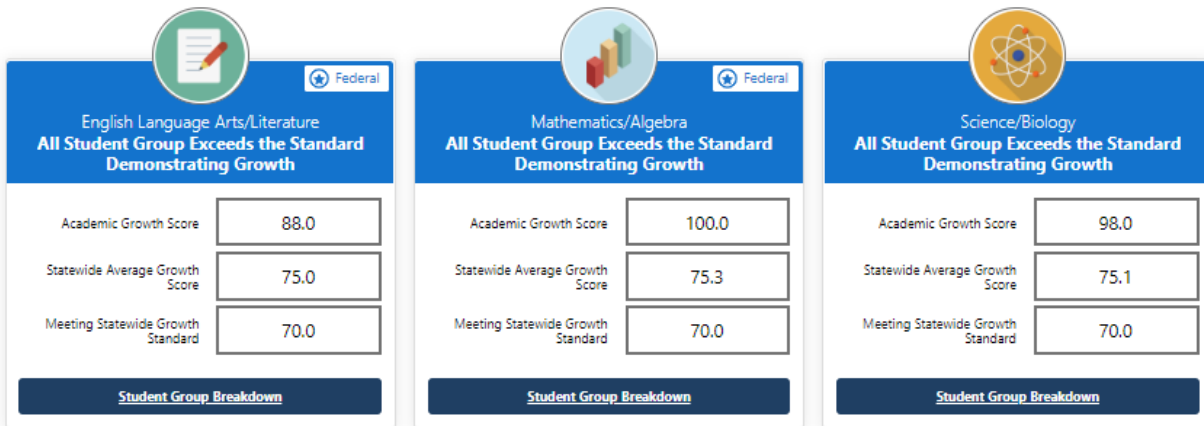


Knapp El Sch

Proficient or Advanced on Pennsylvania State Assessments ⓘ



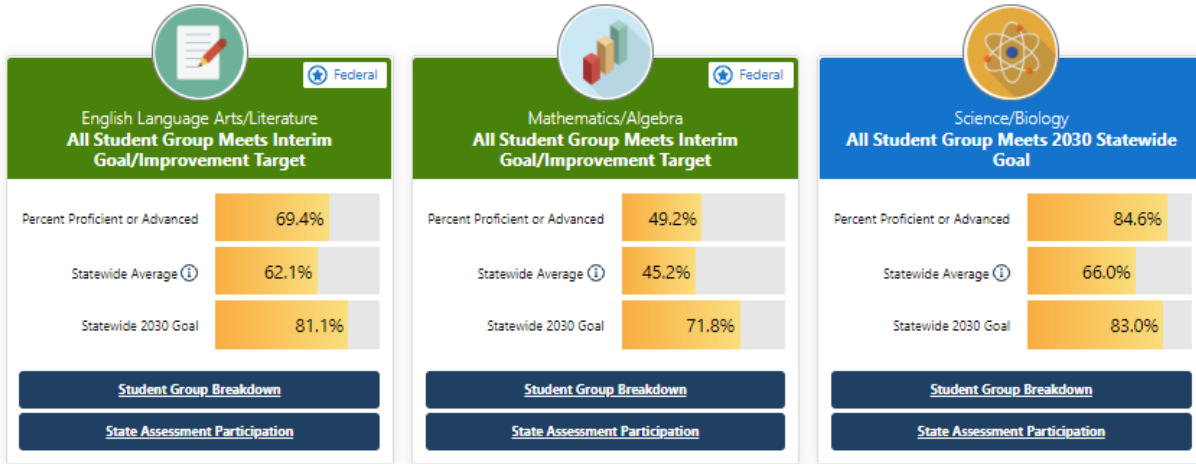
Meeting Annual Academic Growth Expectations (PVAAS) ⓘ



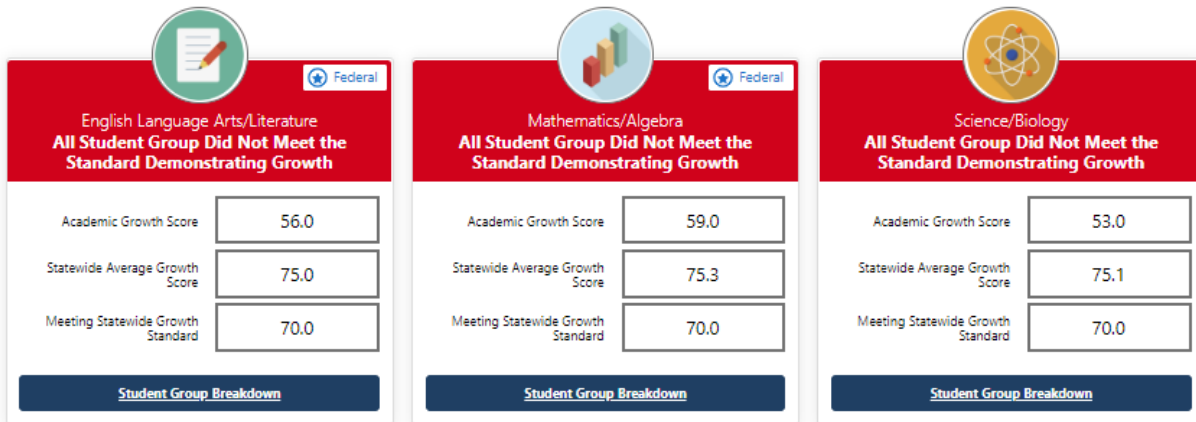
North Penn School District
2021-2022 Budget



Proficient or Advanced on Pennsylvania State Assessments ⓘ



Meeting Annual Academic Growth Expectations (PVAAS) ⓘ

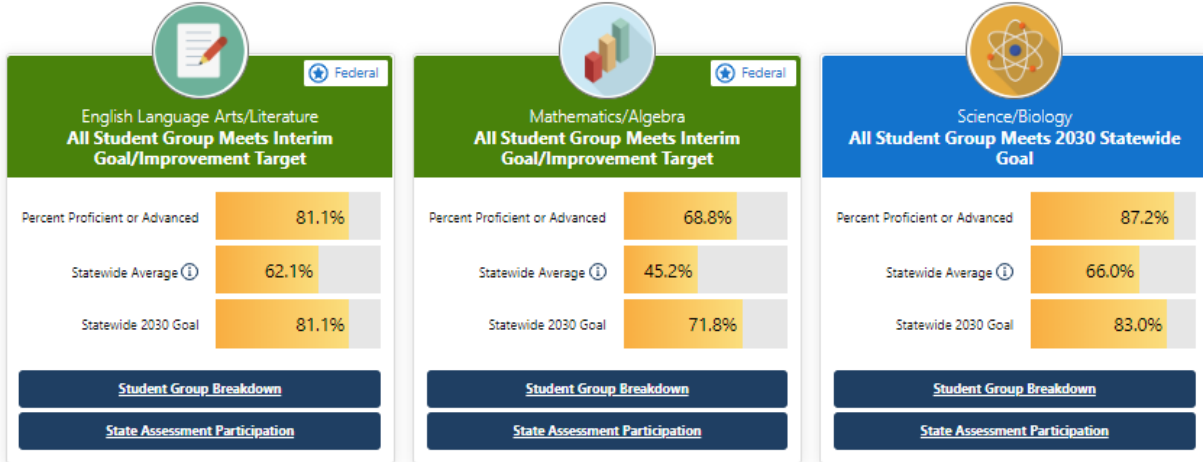


North Penn School District
2021-2022 Budget

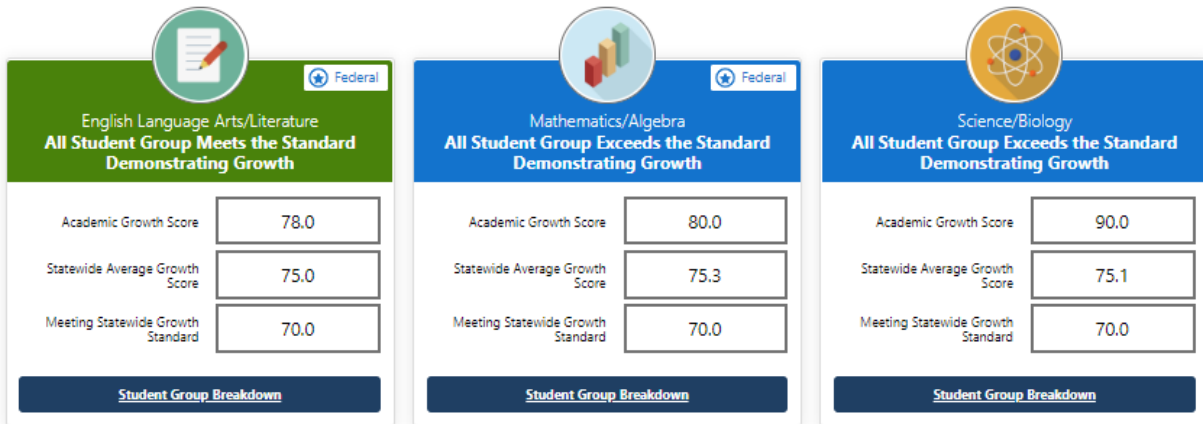


Montgomery El Sch

Proficient or Advanced on Pennsylvania State Assessments ⓘ



Meeting Annual Academic Growth Expectations (PVAAS) ⓘ

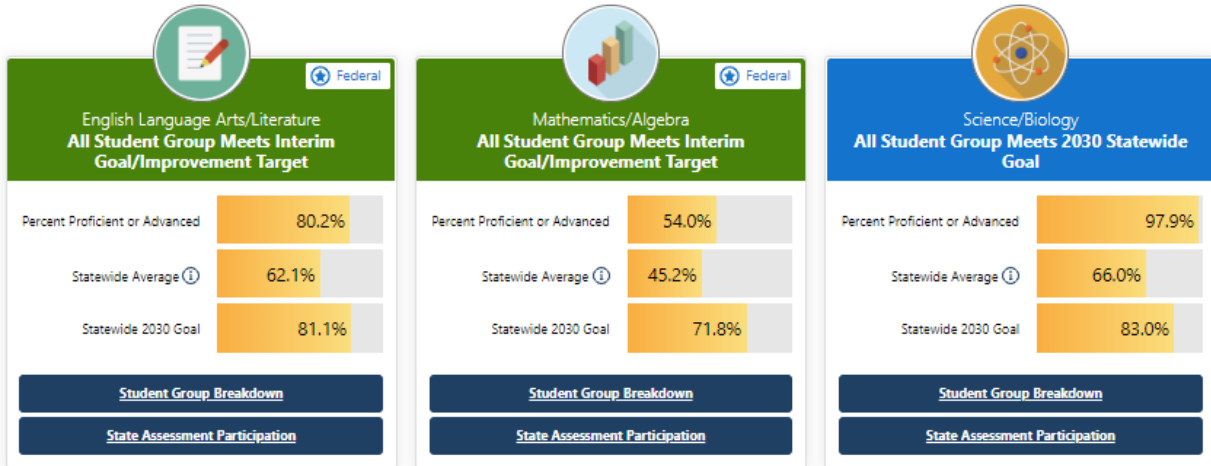


North Penn School District
2021-2022 Budget

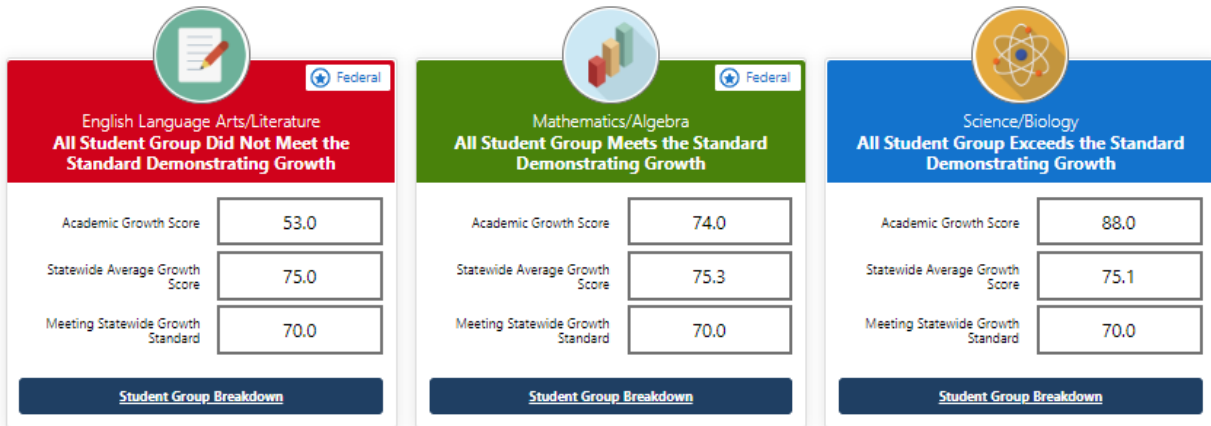


North Wales El Sch

Proficient or Advanced on Pennsylvania State Assessments ⓘ



Meeting Annual Academic Growth Expectations (PVAAS) ⓘ

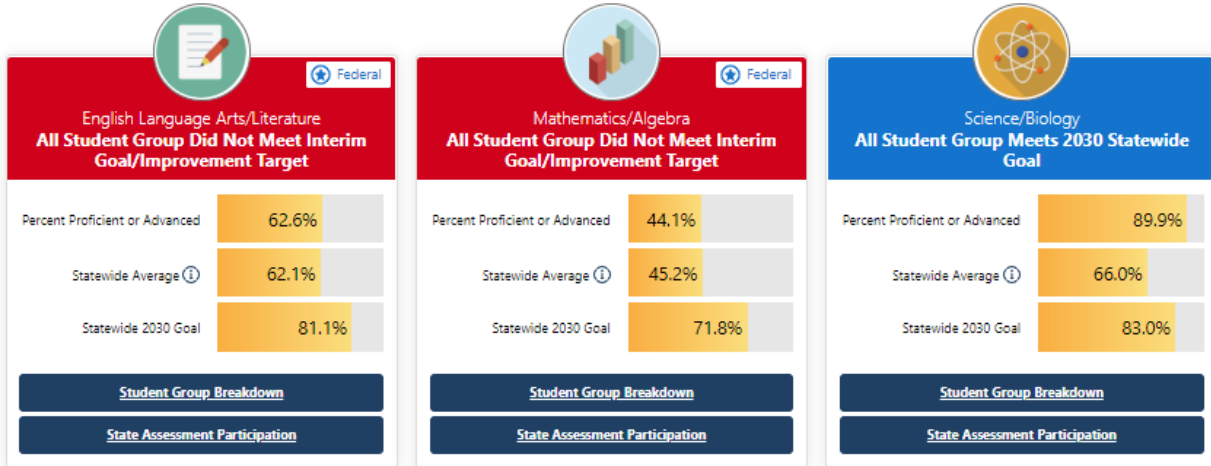


North Penn School District
2021-2022 Budget

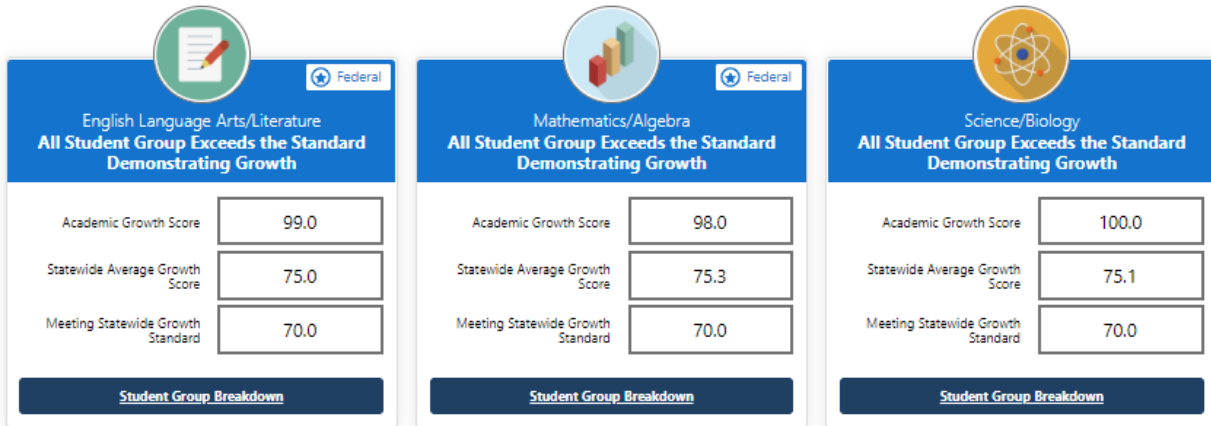


Oak Park El Sch

Proficient or Advanced on Pennsylvania State Assessments ⓘ



Meeting Annual Academic Growth Expectations (PVAAS) ⓘ

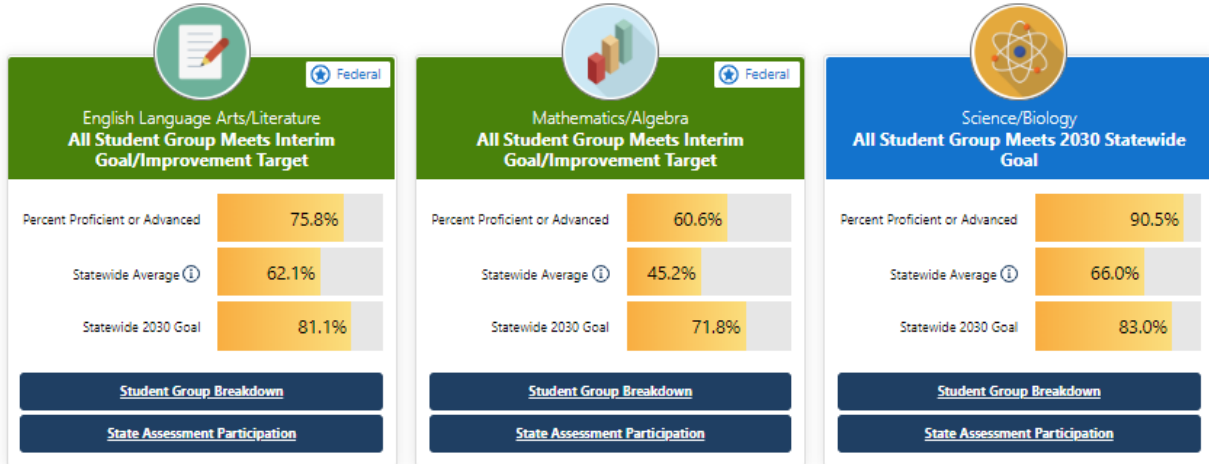


North Penn School District
2021-2022 Budget

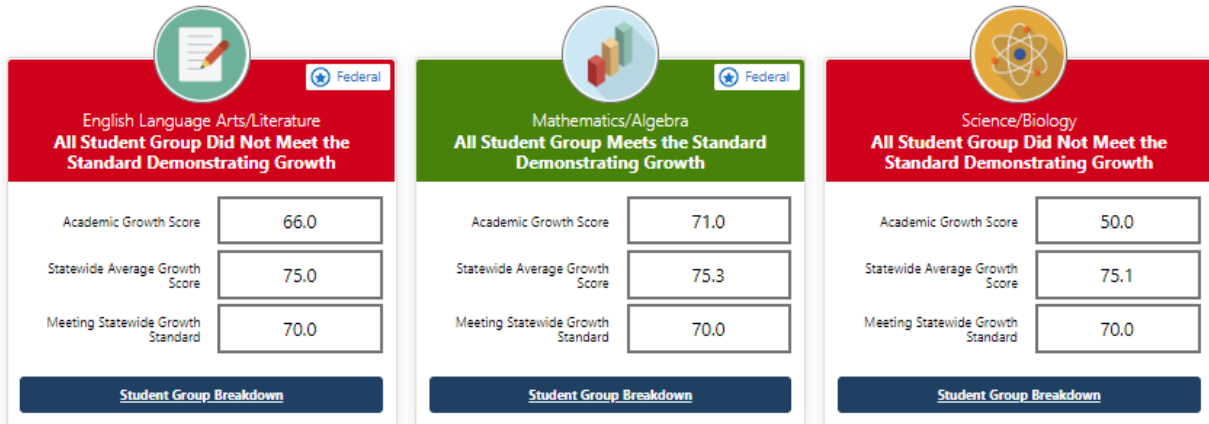


Walton Farm El Sch

Proficient or Advanced on Pennsylvania State Assessments ⓘ



Meeting Annual Academic Growth Expectations (PVAAS) ⓘ

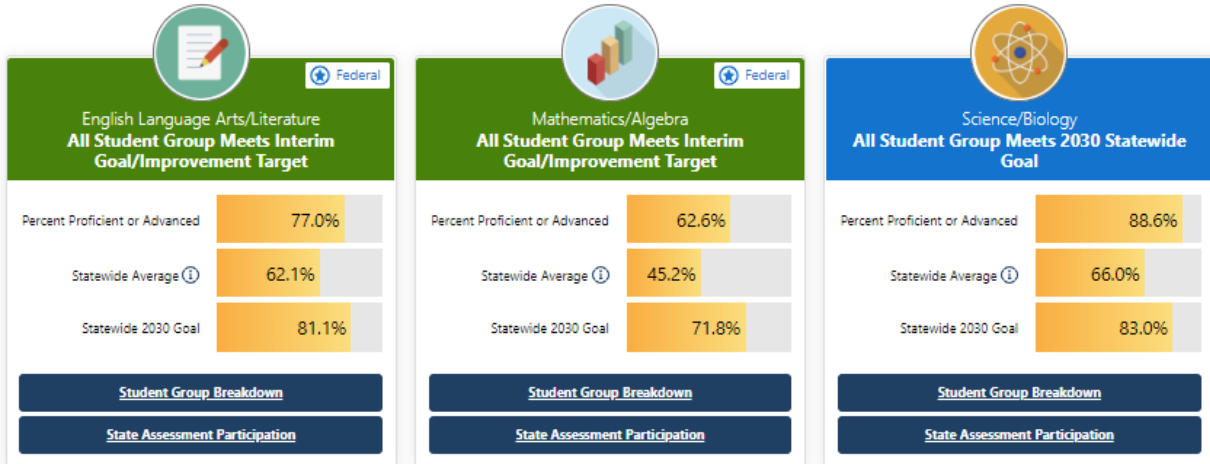


North Penn School District
2021-2022 Budget

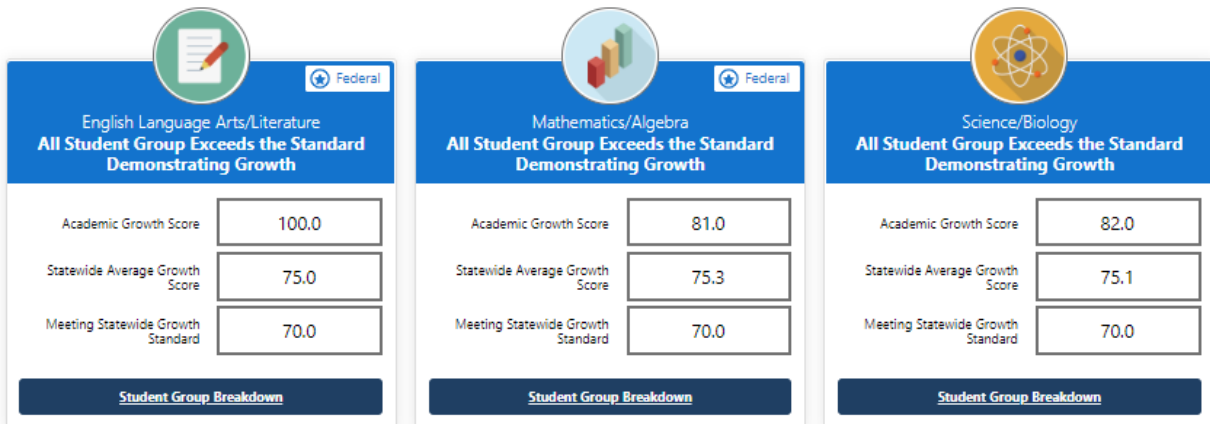


York Avenue El Sch

Proficient or Advanced on Pennsylvania State Assessments ⓘ



Meeting Annual Academic Growth Expectations (PVAAS) ⓘ

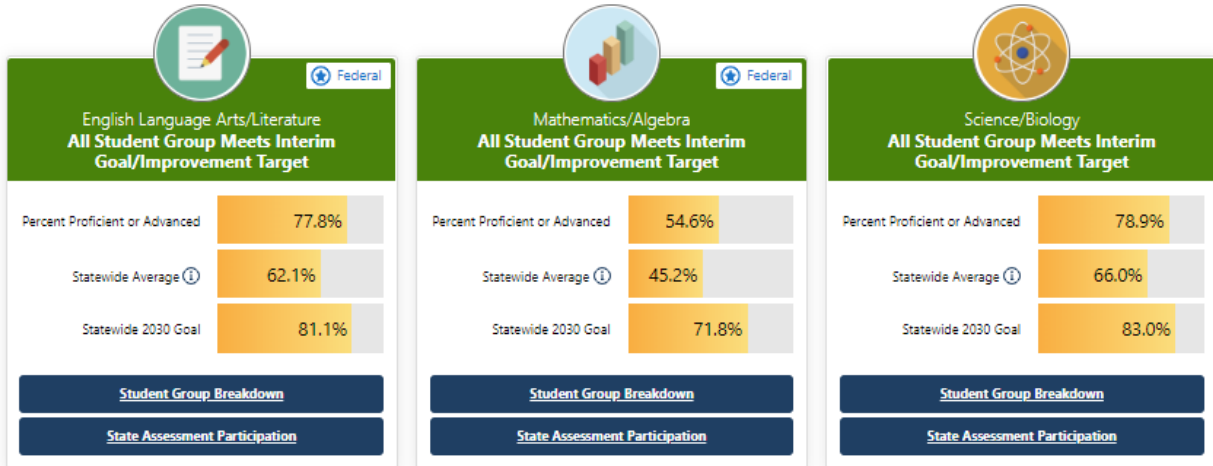


North Penn School District
2021-2022 Budget

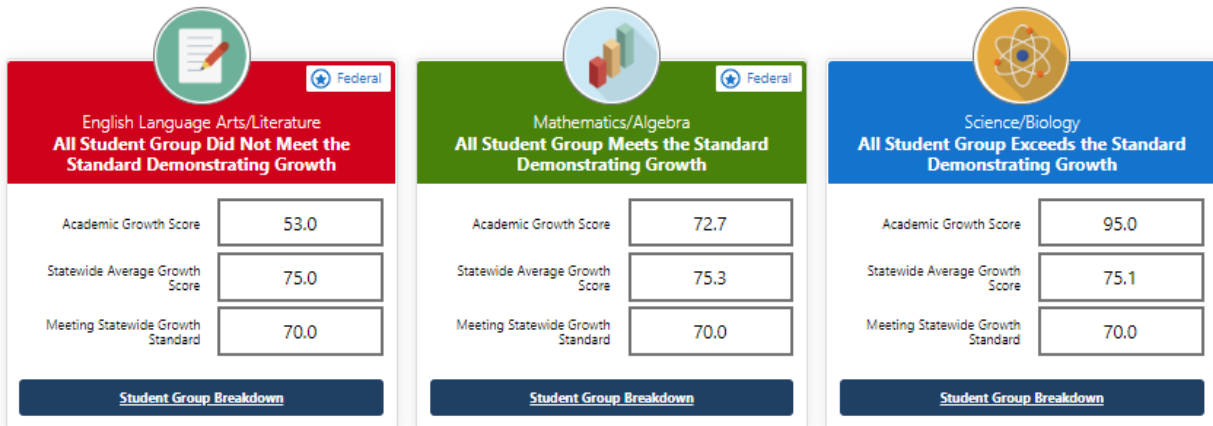


Pennbrook MS

Proficient or Advanced on Pennsylvania State Assessments ⓘ



Meeting Annual Academic Growth Expectations (PVAAS) ⓘ

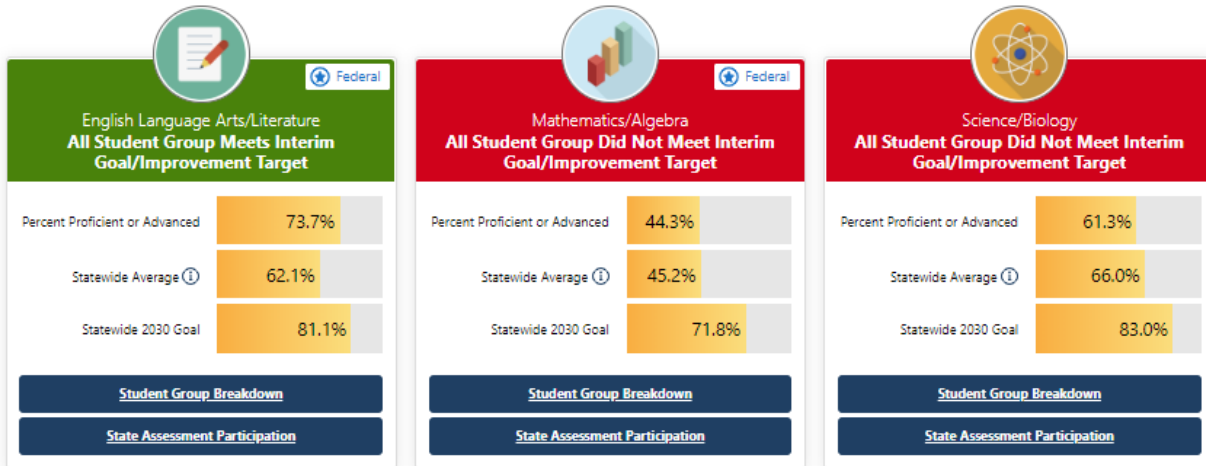


North Penn School District
2021-2022 Budget

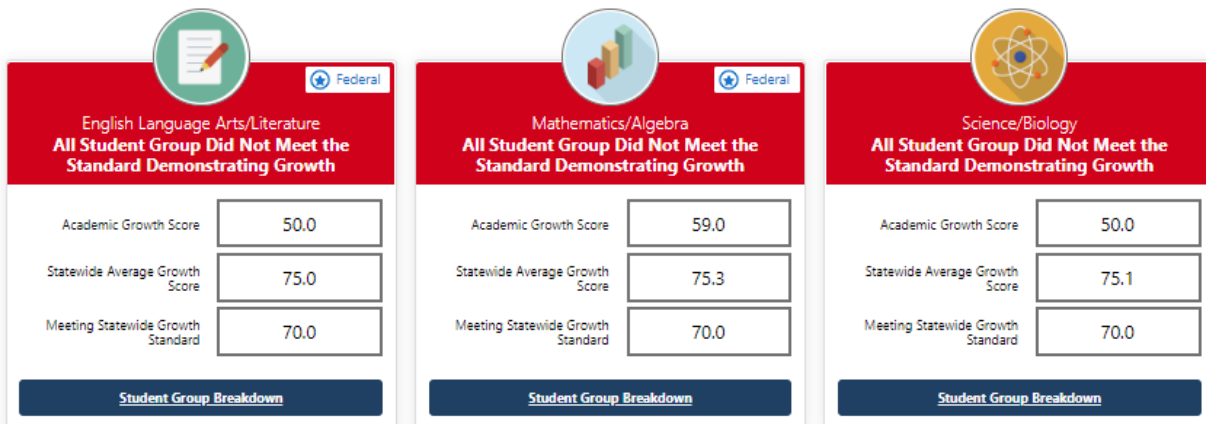


Penndale MS

Proficient or Advanced on Pennsylvania State Assessments ⓘ



Meeting Annual Academic Growth Expectations (PVAAS) ⓘ

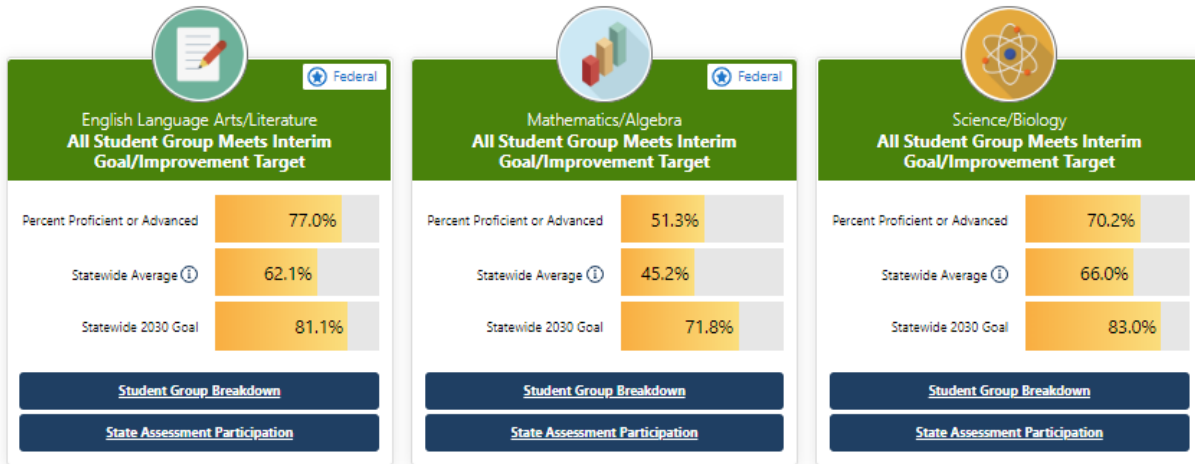


North Penn School District
2021-2022 Budget

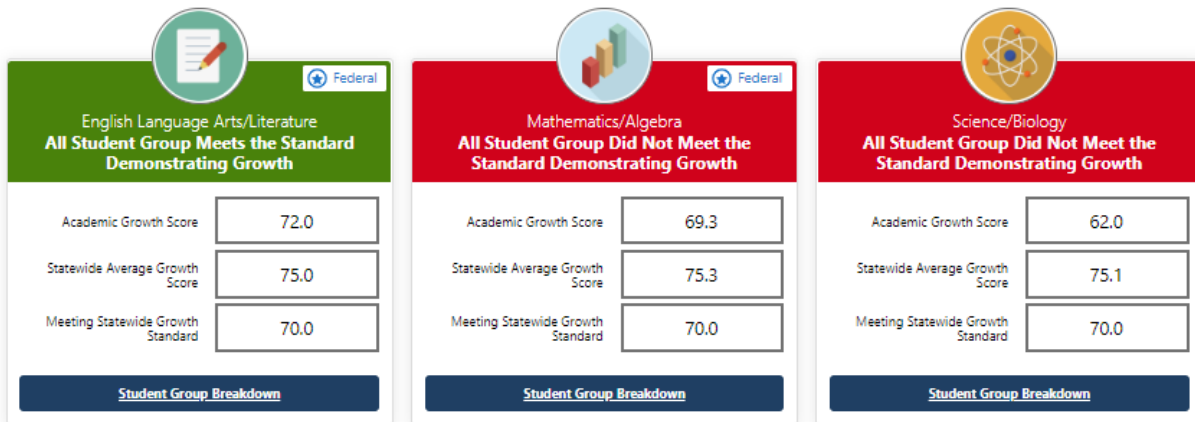


Pennfield MS

Proficient or Advanced on Pennsylvania State Assessments ⓘ



Meeting Annual Academic Growth Expectations (PVAAS) ⓘ

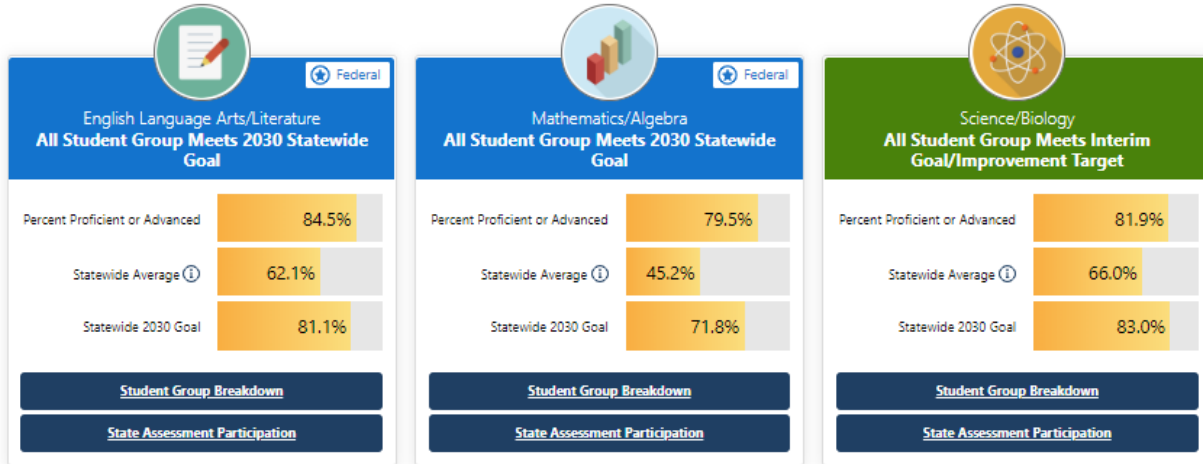


North Penn School District
2021-2022 Budget

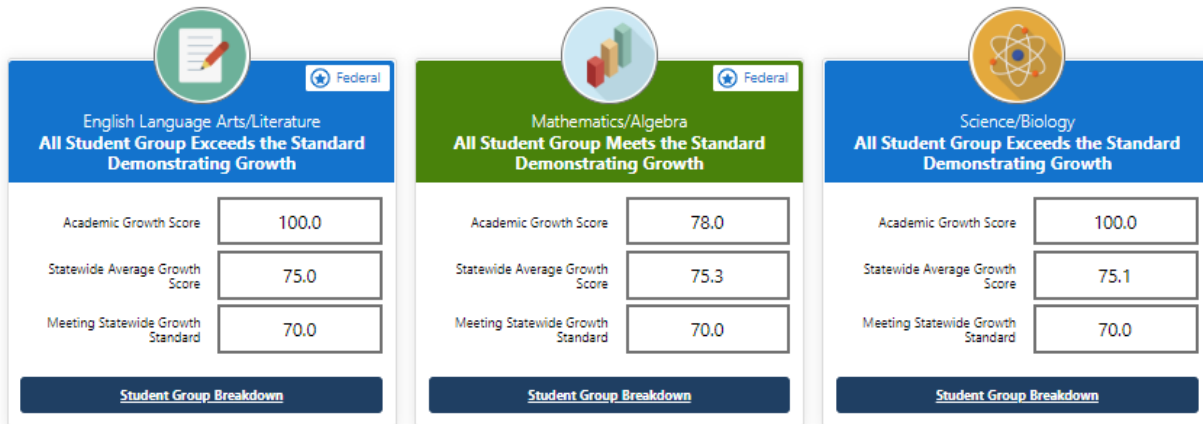


North Penn SHS

Proficient or Advanced on Pennsylvania State Assessments ⓘ



Meeting Annual Academic Growth Expectations (PVAAS) ⓘ



North Penn School District
2021-2022 Budget



North Penn SD

School Performance

School Fast Facts

District Fast Facts



401 E Hancock St
Lansdale, PA 19446
215-368-0400

[District Website](#)

Percent Enrollment by Race/Ethnicity



American Indian/Alaskan Native	0.1%
Asian	20.3%
Black	9.0%
Native Hawaiian or other Pacific Islander	0.1%
Hispanic	6.3%
White	56.8%
2 or More Races	7.5%

Percent Enrollment by Student Groups

Economically Disadvantaged	34.0%
English Language Learner	6.4%
Special Education	17.0%
Foster Care	0.2%
Homeless	NA
Military Connected	0.1%

Percent Enrollment by Gender

Male	51.8%
Female	48.2%

District Schools

[Compare Tool](#)

School Name

[Bridle Path El Sch](#)

[General Nash El Sch](#)

[Gwynedd Square El Sch](#)

17 Results

1 2 3 [Next](#) »

Number of Schools

17

Grades Offered

KSF, 1, 2, 3, 4, 5, 6, 7, 8, 9, 10, 11, 12

District Enrollment

12603

Percent of Gifted Students

5.6%

Enrollment in Partnering Career and Technical Center(s)

457

Charter School Enrollment

231

Geographic Size of District(Square Miles)

42.73

Partnering Career and Technical Center

[North Montco Tech Career Center](#)

Supporting Intermediate Unit(IU)

[Montgomery County IU 23](#)

**District profile was able to be updated with 2020-2021 data.*

North Penn School District Announces Collaboration with Notiontheory and Unity to Launch North America's First Spatial Computing Program for High School Students

North Penn School District (NPSD) and the NPSD Educational Foundation, together with Notiontheory, a global leader in XR education and solutions, and Unity, the world's leading real-time 3D development platform, announced today the launch of North America's first Spatial Computing Program at a high school level. The course will provide North Penn High School students with Augmented Reality and Virtual Reality development experience beginning in the 2021-2022 academic year.



The new Spatial Computing Program offered at North Penn High School, starting August 2021, will provide students with the unique opportunity to learn how to design, develop, and publish Augmented Reality (AR) and Virtual Reality (VR) applications. The emerging technology areas of AR and VR have seen widespread adoption and explosive growth across almost every industry imaginable, with a study recently released by PwC ([learn more about PwC Opening in a new window](#)) stating that the combined value of AR and VR could add \$1.5 trillion to the global economy over the next 10 years. The potential of this value-add to the global economy, along with a recent study from Burning Glass ([learn more about Burning Glass Opening in a new window](#)) that found the demand for real-time 3D skills has grown 601% faster than the market overall, signals a clear shift in employment needs as emerging technologies continue to mature at an accelerating pace.

"Today's announcement of the Spatial Computing Program marks a major milestone in our vision to provide North Penn High School students with the foundation and knowledge they need to be prepared for the jobs of tomorrow. By partnering with two world-class institutions in Notiontheory and Unity, our students can be confident they are receiving best-in-class technical instruction with the latest cutting edge technology", said Dr. Curtis R. Dietrich, NPSD Superintendent. "This program is yet another example of the hard work constantly underway from our staff to elevate the standard of education for all North Penn High School students."

North Penn School District
2021-2022 Budget

NPSD is partnering with the NPSD Educational Foundation to fund the groundbreaking program for students. This Spring, the Foundation approved the largest grant in its history for \$65,000 to fund the technology needed for the spatial computing course beginning in the 2021-2022 academic year. The Foundation has a long history of supporting technology education through NPSD's 18 schools.

The Spatial Computing Program at North Penn High School will incorporate the following key functions:

- Tailored Curriculum — custom curriculum has been designed by Notiontheory and Unity to provide North Penn High School students with the knowledge necessary to design, develop, and publish AR and VR applications that meet industry standards and needs.
- Technical Proficiency — throughout the program, students will acquire skills in the areas of scripting, audio, animation, lighting, and other core spatial computing concepts to enable them to create transformative AR and VR applications.
- Platform Readiness — in addition to their knowledge of building AR and VR applications, students will receive exposure to the latest cutting edge technology across various industry-standard devices and platforms made available through North Penn High Schools' new Spatial Computing Lab.
- Validated Learning — students will have the opportunity to sit for the Unity Developer Certification exam following the completion of the Spatial Computing Program to demonstrate their mastery of game engine development with Unity, the world's leading platform for interactive, real-time 3D content.

"It's exciting to see North Penn School District bring spatial computing studies and real-time 3D development to their secondary education students. The world is changing, consumers demand higher fidelity, more personalization and interactivity. By engaging in this program, North Penn students will learn the skills needed to be the creators of this exciting technology, not just the consumers", said Melissa Oldrin, Head of Global Education Programs at Unity. "I look forward to seeing how North Penn might influence other secondary education schools to develop similar learning opportunities for their educators and students."

"We view our collaboration with North Penn High School and Unity to bring real-time 3D technologies and AR/VR education to high school students as one of our most important partnerships. The significance of the Spatial Computing Program can't be overstated and we're elated to have a partner in North Penn High School that clearly recognizes the need to prepare students for careers in an ever-evolving technology market to help them stay competitive in the future workplace", said Kristian Bouw, Chief Scientist at Notiontheory. "It's an honor to be able to help launch the first Spatial Computing Program in North America and we look forward to seeing the transformative ideas that will come from the North Penn High School students."

Five Propane-Fueled School Buses to Join North Penn’s Fleet thanks to Competitive State Grant

The North Penn School District (NPSD) is proud to announce that the transportation department recently received a grant for \$142,128 to be used to fund cost-and emission-reducing propane fueled school buses.

This competitive grant from the Department of Environmental Protection’s Driving PA Forward - Onroad Rebate Program is the third awarded to NPSD over the past two and a half years on behalf of this initiative. Since late 2018, NPSD has sought grant money to fund several rounds of propane-fueled buses (read more), the first of which arrived in May of 2019. Grant money awarded to NPSD during this time was also used to install a propane fueling station at North Penn High School (NPHS). A second round of grant money awarded in February 2020 went to purchase additional propane buses. The third grant recently received for just over \$142K will be used to fund five more propane-fueled buses, bringing the total number of propane buses at North Penn up to 31.



“In addition to the financial benefits of propane, such as reduced fuel and maintenance costs, it also burns clean,” said Nick Kraynak, NPSD Coordinator of Transportation. “By reducing the overall greenhouse emissions of our fleet, students, staff and the entire North Penn community will reap the environmental benefits.”

NPSD plans to continue the partnership with the Pennsylvania Department of Environmental Protection to work to transition as many buses as possible to propane-fueled vehicles. North Penn thanks the Pennsylvania Department of Environmental Protection for these generous grants and looks forward to providing safer, more energy efficient and less costly transportation for students in the district.

NPSD School Nutrition Services Dept. Awarded \$85K Grant to Enhance Curbside Meal Pick-Up Program

The North Penn School District is thrilled to announce that its department of School Nutrition Services (SNS) was recently awarded a grant of \$85,000 from Share Our Strength to support critical work in ending childhood hunger through the district’s free curbside meal pick-up program during COVID-19.

The grant was provided by Share Our Strength as part of its No Kid Hungry campaign, a movement of teachers, chefs, community leaders, parents, lawmakers and CEOs with a shared belief: no kid in America should go hungry. NPSD School Nutrition Services Coordinator Melissa Froehlich applied for the grant in early November.

Funds from the grant will be used to purchase a refrigerated box truck to incorporate in the district’s curbside meal pick-up program. This program offers free breakfast and lunch bundles to all children 18 and under. To date, the district has provided more than 742,400 curbside meals to students in the North Penn community since the government shutdown of schools due to COVID-19 in March of 2020.



The refrigerated truck will assist North Penn’s SNS department in transporting meals across the district to curbside pick-up sites. It will also allow the district to deliver to more locations within the North Penn community to families who are unable to visit distribution sites. This mobility will help NPSD close the gap to food insecure families who do not have a means of transportation to curbside locations.

North Penn School District
2021-2022 Budget

“When we switched back to offering a hybrid option to our students this fall, our transportation department was no longer able to help us deliver meals. Unfortunately, we had to discontinue the delivery model,” said Froehlich. “With our own refrigerated truck, we will be able to start delivering meals again, and even open it up to more families based on their need.”

And though it’s hard to imagine a world without COVID-19 programs in place, the refrigerated box truck will still find plenty of use in the future through various programs that North Penn’s SNS department provides, such as its Summer Food Service Program.

Congratulations to Melissa Froehlich and the NPSD School Nutrition Services Department for being awarded this well-deserved grant. Thank you for all that you do to keep our students nourished and safe.

Glossary

Accounting Method – The method by which income and expenses are reported. The District uses two methods of accounting:

- **Full Accrual** – An accounting method that measures the performance and position of a company by recognizing economic events regardless of when cash transactions occur. The general idea is that economic events are recognized by matching revenues to expenses (the matching principle) at the time in which the transaction occurs rather than when payment is made (or received).
- **Modified Accrual** - An accounting method commonly used by government agencies that combines accrual-basis accounting with cash-basis accounting. Modified accrual accounting recognizes revenues when they become available and measurable and, with a few exceptions, recognizes expenditures when liabilities are incurred.

Act 1 - Special Session Act 1 of 2006, the Taxpayer Relief Act, was signed on June 27, 2006, and modified in June 2011 by Act 25 of 2011. This law eases the financial burden of home ownership by providing school districts the means to lower property taxes to homeowners, especially senior citizens, via the funding provided by gaming revenue. Act 1 establishes an index rate in which property tax millage cannot be raised by unless exceptions are granted to the District.

Assessed Value - The dollar value assigned to a property for purposes of measuring applicable taxes. Assessed valuation is used to determine the value of a residence for tax purposes and takes comparable home sales and inspections into consideration. It is the price placed on a home by the corresponding government municipality to calculate property taxes.

Board of School Directors – The elected or appointed body which has been created to state law and vested with responsibilities for educational activities in a given geographic area. The District is governed by a Board of School Directors.

Bond - A bond is a debt investment in which an investor loans money to an entity (typically corporate or governmental) which borrows the funds for a defined period of time at a variable or fixed interest rate. Bonds are used by companies, municipalities, states and sovereign governments to raise money and finance a variety of projects and activities. Owners of bonds are debtholders, or creditors, of the issuer.

Budget - An estimation of the revenue and expenses over a specified future period of time.

Capital Expenditure - Funds used by a district to acquire or upgrade physical assets such as property, buildings or equipment. These expenditures can include everything from repairing a roof to a building, to purchasing a piece of equipment, or building a brand new school.

North Penn School District
2021-2022 Budget

Debt Limit - The statutory borrowing limit of a district under the Local Government Unit Debt Act (Act 52 of 1978) is computed as a percentage of the School District's "Borrowing Base". The "Borrowing Base" is defined as the annual arithmetic average of "Total Revenues" (as defined by the Debt Act), for the three full fiscal years ended next preceding the date of incurring the debt. Under the Debt Act as presently in effect, no school district shall incur any nonelectoral debt or lease rental debt if the aggregate net principal amount of such new debt, together with any other net nonelectoral debt and lease rental debt then outstanding, would cause the net nonelectoral debt plus net lease rental debt to exceed 225% of the Borrowing Base.

Debt Service - The cash that is required for a particular time period to cover the repayment of interest and principal on a debt.

Exceptions - A school district that adopts a preliminary budget with real estate taxes that exceed its index may seek approval for referendum exceptions to increase tax rates by more than its adjusted index. Section 333 of the Taxpayer Relief Act, as amended by Act 25 of 2011, provides for four exceptions that require approval by the Pennsylvania Department of Education including special education expenditures and PSERS retirement contributions.

Expenditures – Charges incurred, whether paid or not, which benefit the current fiscal period.

Fiscal Year – The twelve-month period of time which the annual budget applies, and at the end of which, the District determines its financial position and results of its operations. This period is normally from July 1 to June 30.

Function – An expenditure dimension that captures activity aimed towards accomplishing a specific purpose. Examples include regular education, special education, and transportation services.

Fund – A fiscal or accounting entity with a self-balancing set of accounts recording financial transactions.

Fund Balance – The excess of assets in a fund over its liabilities and reserves.

GASB – The Governmental Accounting Standards Board is the source of generally accepted accounting principles used by State and Local governments in the United States. The mission of the Governmental Accounting Standards Board is to establish and improve standards of state and local governmental accounting and financial reporting that will result in useful information for users of financial reports and guide and educate the public, including issuers, auditors, and users of those financial reports.

LEA – Local Education Agency such as a school district.

Levy – The act of imposing a tax or assessment.

Mill – The current property tax rate per thousand dollars of assessed value. One mill is equal to \$1.00 per \$1,000 of assessed value.

Object – An expenditure dimension that describes the service or commodity obtained for a specific expenditure. Examples include salaries, benefits, supplies, and equipment.

North Penn School District
2021-2022 Budget

OPEB- Other Postemployment Benefits (or OPEB) are benefits (other than pensions) that U.S. state and local governments provide to their retired employees. These benefits principally involve health care benefits, but also may include life insurance, disability, legal and other services.

PSERS – The Public School Employees’ Retirement System (PSERS) is an agency of the Commonwealth of Pennsylvania that administers the pension plan for Pennsylvania’s public school employees. Under the Internal Revenue Service (IRS) Code, the PSERS pension plan is classified as a 401(a), governmental defined benefit plan. A defined benefit plan means that the retirement benefit is determined by a formula which includes a retirement factor, years of credited service, and the final average salary.

Revenue – Monies received from taxes, fees, state and federal subsidies, and other sources that are available to the District to fund expenditures.

Self-Insured - Type of plan usually present in larger companies where the employer itself collects premiums from enrollees and takes on the responsibility of paying employees’ and dependents’ medical claims.

